

# The Animal Foundation Dashboard



All of us for all of them.

## Intake Totals

	04/01/18 to 04/30/18	04/01/19 to 04/30/19	Percent Change
<b>All Jurisdictions</b>	<b>2,284</b>	<b>2,408</b>	<b>5.43%</b>
<b>Dogs</b>	<b>1,346</b>	<b>1,445</b>	<b>7.36%</b>
<b>Picked up by Animal Control</b>	734	795	8.31%
<b>Stray Animals</b>	507	556	9.66%
<b>Owner Surrenders</b>	67	45	-32.84%
<b>Confiscations</b>	160	194	21.25%
<b>Dropped off at The Animal Foundation</b>	612	650	6.21%
<b>Stray Animals</b>	450	444	-1.33%
<b>Owner Surrenders</b>	128	137	7.03%
<b>Adoption Returns</b>	33	55	66.67%
<b>Born at TAF</b>	1	14	1,300.00%
<b>Cats</b>	<b>690</b>	<b>776</b>	<b>12.46%</b>
<b>Picked up by Animal Control</b>	313	363	15.97%
<b>Stray Animals</b>	245	266	8.57%
<b>Owner Surrenders</b>	16	15	-6.25%
<b>Confiscations</b>	52	82	57.69%
<b>Dropped off at The Animal Foundation</b>	377	413	9.55%
<b>Stray Animals</b>	321	333	3.74%
<b>Owner Surrenders</b>	46	68	47.83%
<b>Adoption Returns</b>	7	7	0.00%
<b>Born at TAF</b>	3	5	66.67%
<b>Others</b>	<b>248</b>	<b>187</b>	<b>-24.60%</b>
<b>Picked up by Animal Control</b>	166	113	-31.93%
<b>Stray Animals</b>	72	94	30.56%
<b>Owner Surrenders</b>	33	1	-96.97%
<b>Confiscations</b>	61	18	-70.49%
<b>Dropped off at The Animal Foundation</b>	82	74	-9.76%
<b>Stray Animals</b>	77	45	-41.56%
<b>Owner Surrenders</b>	4	15	275.00%
<b>Adoption Returns</b>	1	1	0.00%
<b>Born at TAF</b>	0	13	1,300.00%

# The Animal Foundation Dashboard



All of us for all of them.

## Outcome Totals

	04/01/18 to 04/30/18	04/01/19 to 04/30/19	Percent Change
<b>All Jurisdictions</b>	<b>2,193</b>	<b>2,297</b>	<b>4.74%</b>
<b>Dogs</b>	<b>1,384</b>	<b>1,480</b>	<b>6.94%</b>
Adoption	601	667	10.98%
Died	5	9	80.00%
Euthanasia	113	163	44.25%
Missing/Escaped	12	0	-100.00%
Returned to Owner	388	457	17.78%
Transfer	265	184	-30.57%
<b>Cats</b>	<b>584</b>	<b>634</b>	<b>8.56%</b>
Adoption	173	172	-0.58%
Died	14	24	71.43%
Euthanasia	169	75	-55.62%
Missing/Escaped	2	0	-100.00%
Returned to Owner	29	29	0.00%
RTF	10	40	300.00%
SNR	57	113	98.25%
Transfer	130	181	39.23%
<b>Others</b>	<b>225</b>	<b>183</b>	<b>-18.67%</b>
Adoption	71	82	15.49%
Died	5	16	220.00%
Euthanasia	67	64	-4.48%
Missing/Escaped	1	1	0.00%
Returned to Owner	10	5	-50.00%
RTF	1	0	-100.00%
Transfer	70	15	-78.57%

# The Animal Foundation Dashboard



All of us for all of them.

## Foster Statistics

04/01/18 to 04/30/18

04/01/19 to 04/30/19

Percent Change

### All Jurisdictions

#### Total

Animals Sent to Foster	232	374	61.21%
Animal Returned from Foster	191	322	68.59%
Foster Parents	81	198	144.44%
Avg. Time in Foster	41	24	-41.69%

#### Dogs

Animals Sent to Foster	46	162	252.17%
Animal Returned from Foster	92	212	130.43%
Foster Parents	27	134	396.30%
Avg. Time in Foster	36	21	-40.32%

#### Cats

Animals Sent to Foster	155	198	27.74%
Animal Returned from Foster	61	97	59.02%
Foster Parents	46	62	34.78%
Avg. Time in Foster	36	31	-14.07%

#### Others

Animals Sent to Foster	31	14	-54.84%
Animal Returned from Foster	38	13	-65.79%
Foster Parents	9	5	-44.44%
Avg. Time in Foster	64	20	-69.19%

# The Animal Foundation Dashboard



All of us for all of them.

## Shelter Surgery Totals

	04/01/18 to 04/30/18	04/01/19 to 04/30/19	Percent Change
<b>All Jurisdictions</b>	<b>1,016</b>	<b>1,275</b>	<b>25.49%</b>
<b>Dogs</b>	<b>698</b>	<b>818</b>	<b>17.19%</b>
Spay/Neuter	669	803	20.03%
Adoption	394	370	-6.09%
Transfer to Partner	110	57	-48.18%
Returned to Owner	132	294	122.73%
Other Outcomes	33	82	148.48%
Other Surgery	29	15	-48.28%
Adoption	16	10	-37.50%
Transfer to Partner	7	3	-57.14%
Returned to Owner	1	0	-100.00%
Other Outcomes	5	2	-60.00%
<b>Cats</b>	<b>291</b>	<b>421</b>	<b>44.67%</b>
Spay/Neuter	286	419	46.50%
Adoption	101	97	-3.96%
Transfer to Partner	20	17	-15.00%
Returned to Owner	0	20	2000.00%
SNR	55	114	107.27%
TNR	106	163	53.77%
Other Outcomes	4	8	100.00%
Other Surgery	5	2	-60.00%
Adoption	1	2	100.00%
SNR	1	0	-100.00%
TNR	2	0	-100.00%
Other Outcomes	1	0	-100.00%
<b>Others</b>	<b>27</b>	<b>36</b>	<b>33.33%</b>
Spay/Neuter	27	36	33.33%
Adoption	24	18	-25.00%
Transfer to Partner	3	16	433.33%
Returned to Owner	0	1	100.00%
Other Outcomes	0	1	100.00%

# The Animal Foundation Dashboard



All of us for all of them.

## Public Services

	04/01/18 to 04/30/18	04/01/19 to 04/30/19	Percent Change
<b>Dogs</b>	<b>1,713</b>	<b>1,743</b>	<b>1.75%</b>
Owner Requested Euthanasia	150	176	17.33%
Public S/N Clinic - Microchips Implanted	93	89	-4.30%
Public S/N Clinic - Surgeries	190	219	15.26%
Public S/N Clinic - Animals Vaccinated	123	163	32.52%
Bordetella	115	154	33.91%
DAPPv	117	161	37.61%
Deworming	8	2	-75.00%
Rabies	98	135	37.76%
Vaccine Clinic - Microchips Implanted	115	132	14.78%
Vaccine Clinic - Animals Vaccinated	1,370	1,348	-1.61%
Bordetella	959	752	-21.58%
DAPPv	1,188	1,299	9.34%
Deworming	618	706	14.24%
K9 H3N2	308	68	-77.92%
Rabies	674	695	3.12%
<b>Cats</b>	<b>223</b>	<b>239</b>	<b>7.17%</b>
Owner Requested Euthanasia	46	49	6.52%
Public S/N Clinic - Feline Testing - Cats Tested	2	1	-50.00%
Public S/N Clinic - Microchips Implanted	14	31	121.43%
Public S/N Clinic - Surgeries	56	72	28.57%
Public S/N Clinic - Animals Vaccinated	53	62	16.98%
Deworming	11	0	-100.00%
FeLV	12	28	133.33%
FRCPC	53	62	16.98%
Rabies	46	60	30.43%
Vaccine Clinic - Microchips Implanted	24	20	-16.67%
Vaccine Clinic - Animals Vaccinated	120	111	-7.50%
Deworming	39	54	38.46%
FeLV	45	50	11.11%
FRCPC	101	100	-0.99%
Rabies	80	67	-16.25%
<b>Others</b>	<b>4</b>	<b>3</b>	<b>-25.00%</b>
Owner Requested Euthanasia	4	3	-25.00%

# The Animal Foundation Dashboard



All of us for all of them.

**Current Inventory as of 05/20/2019 12:58**

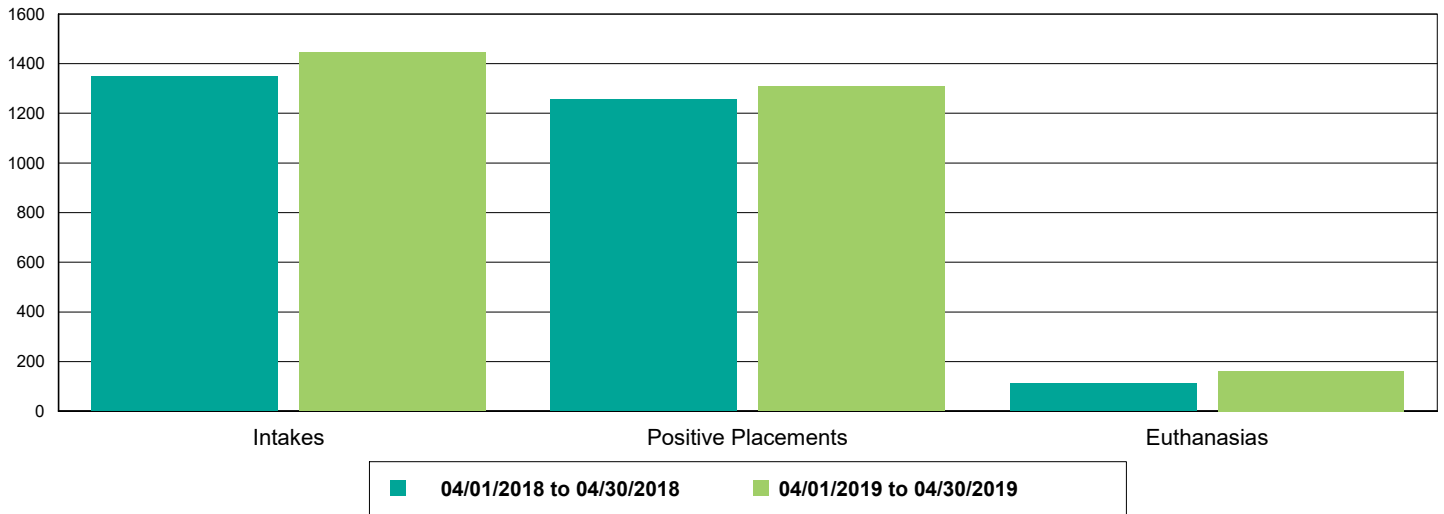
<b>All Jurisdictions</b>	<b>1,133</b>
<b>Cats</b>	<b>558</b>
BUNGALOWS	14
EAC	8
FOSTER	351
LIED	179
OFFSITE	6
<b>Dogs</b>	<b>512</b>
BUNGALOWS	141
EAC	9
FOSTER	94
LIED	235
OFFSITE	22
WVC	11
<b>Others</b>	<b>63</b>
FOSTER	11
LIED	39
OFFSITE	8
TENT	5

# The Animal Foundation Dashboard

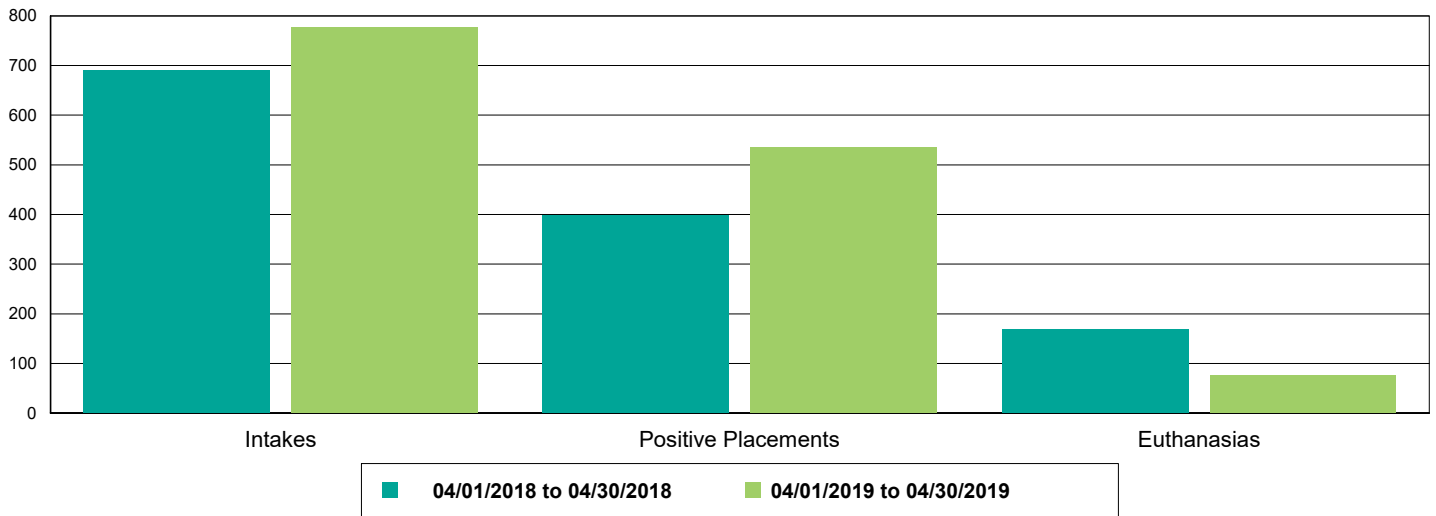


All of us for all of them.

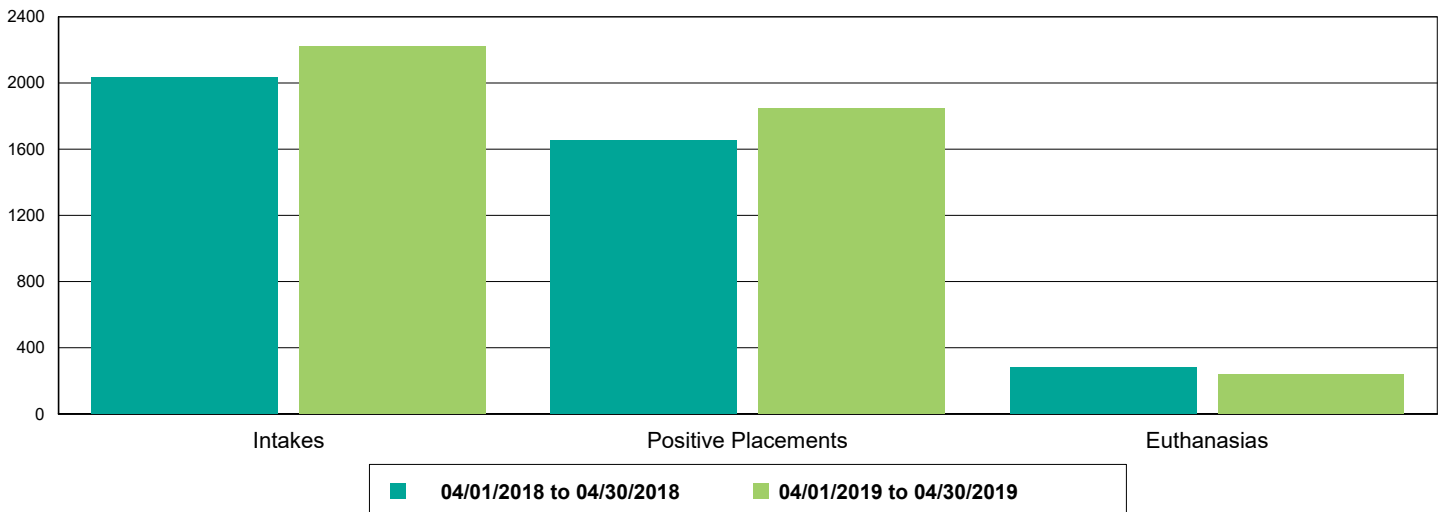
## Dog Intakes, Positive Placements, and Euthanasias



## Cat Intakes, Positive Placements, and Euthanasias



## Dogs And Cats Intakes, Positive Placements, and Euthanasias

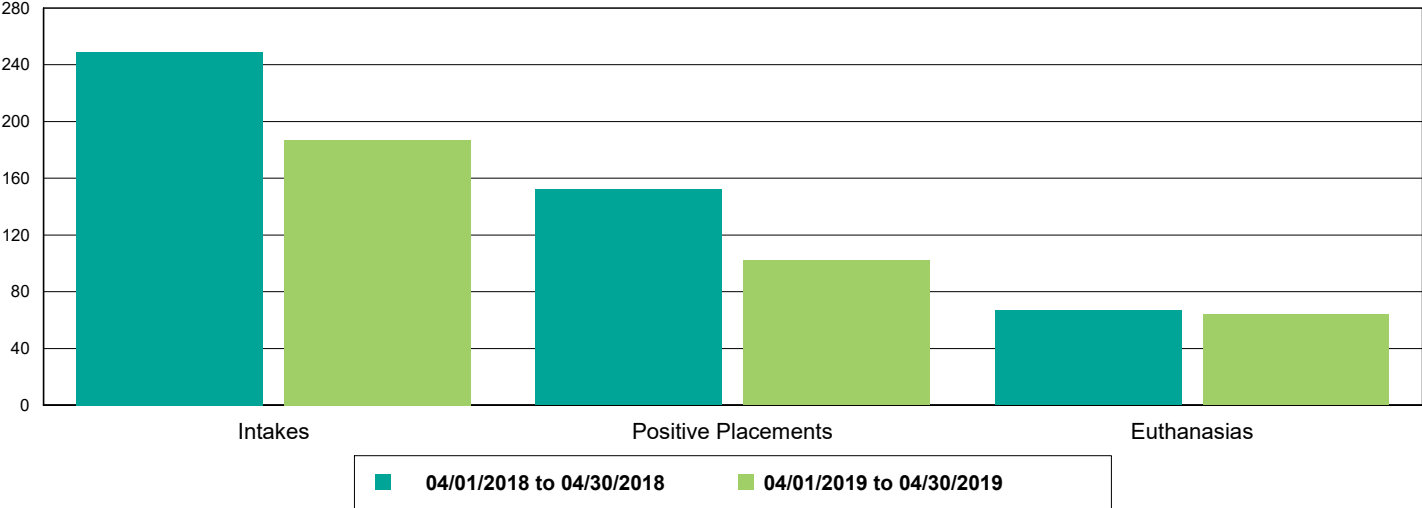


# The Animal Foundation Dashboard



All of us for all of them.

## Other Intakes, Positive Placements, and Euthanasias





# The Animal Foundation Dashboard



All of us for all of them.

## Live Release, Euthanasia, and Adoption Return Rates

04/01/18 to 04/30/18

04/01/19 to 04/30/19

Percent Change

### All Jurisdictions

#### Total

Live Release Rate	83.07%	85.88%	3.39%
Euthanasia Rate	15.16%	12.24%	-19.27%
Adoption Return Rate	5.00%	7.09%	41.80%

#### Dogs and Cats

Live Release Rate	83.95%	87.19%	3.85%
Euthanasia Rate	14.32%	11.25%	-21.43%
Adoption Return Rate	5.17%	7.38%	42.82%

#### Young (<= 5 mo)

Live Release Rate	69.80%	90.45%	29.59%
Euthanasia Rate	22.04%	4.21%	-80.88%
Adoption Return Rate	0.00%	2.74%	273.97%

#### Adult (>= 6 mo)

Live Release Rate	85.96%	86.53%	0.66%
Euthanasia Rate	13.23%	12.68%	-4.14%
Adoption Return Rate	5.93%	8.36%	40.82%

#### Dogs

Live Release Rate	90.54%	88.38%	-2.39%
Euthanasia Rate	8.16%	11.01%	34.99%
Adoption Return Rate	5.49%	8.25%	50.17%

#### Young (<= 5 mo)

Live Release Rate	84.54%	95.77%	13.29%
Euthanasia Rate	6.19%	2.82%	-54.46%
Adoption Return Rate	0.00%	2.20%	219.78%

#### Adult (>= 6 mo)

Live Release Rate	90.99%	87.59%	-3.74%
Euthanasia Rate	8.31%	11.88%	43.05%
Adoption Return Rate	6.12%	9.20%	50.29%

#### Cats

Live Release Rate	68.32%	84.41%	23.55%
Euthanasia Rate	28.94%	11.81%	-59.19%
Adoption Return Rate	4.05%	4.05%	0.00%

#### Young (<= 5 mo)

Live Release Rate	60.14%	86.92%	44.53%
Euthanasia Rate	32.43%	5.14%	-84.15%
Adoption Return Rate	0.00%	3.64%	363.64%

#### Adult (>= 6 mo)

Live Release Rate	71.10%	83.14%	16.93%
Euthanasia Rate	27.75%	15.20%	-45.22%
Adoption Return Rate	5.19%	4.24%	-18.28%

#### Others

Live Release Rate	67.56%	55.74%	-17.49%
Euthanasia Rate	29.78%	34.97%	17.45%
Adoption Return Rate	1.41%	1.22%	-13.41%

# The Animal Foundation Dashboard



All of us for all of them.

### Young (<= 5 mo)

<b>Live Release Rate</b>	68.42%	34.62%	-49.41%
<b>Euthanasia Rate</b>	31.58%	30.77%	-2.56%
<b>Adoption Return Rate</b>	7.69%	0.00%	-100.00%

### Adult (>= 6 mo)

<b>Live Release Rate</b>	67.38%	59.24%	-12.09%
<b>Euthanasia Rate</b>	29.41%	35.67%	21.27%
<b>Adoption Return Rate</b>	0.00%	1.27%	126.58%