

The Animal Foundation Dashboard



All of us for all of them.

Intake Totals

	08/01/21 to 08/31/21	08/01/22 to 08/31/22	Percent Change
All Jurisdictions	2,116	2,562	21.08%
Dogs	1,140	1,400	22.81%
Picked up by Animal Control	725	789	8.83%
Stray Animals	440	517	17.50%
Owner Surrenders	63	72	14.29%
Confiscations	222	200	-9.91%
Dropped off at The Animal Foundation	415	611	47.23%
Stray Animals	330	446	35.15%
Owner Surrenders	70	123	75.71%
Adoption Returns	15	36	140.00%
Born at TAF	0	6	600.00%
Cats	694	890	28.24%
Picked up by Animal Control	311	337	8.36%
Stray Animals	223	183	-17.94%
Owner Surrenders	21	55	161.90%
Confiscations	67	99	47.76%
Dropped off at The Animal Foundation	383	553	44.39%
Stray Animals	331	471	42.30%
Owner Surrenders	50	68	36.00%
Adoption Returns	0	5	500.00%
Born at TAF	2	9	350.00%
Others	282	272	-3.55%
Picked up by Animal Control	195	183	-6.15%
Stray Animals	112	66	-41.07%
Owner Surrenders	8	3	-62.50%
Confiscations	75	114	52.00%
Dropped off at The Animal Foundation	87	89	2.30%
Stray Animals	65	51	-21.54%
Owner Surrenders	20	35	75.00%
Adoption Returns	0	3	300.00%
Born at TAF	2	0	-100.00%

The Animal Foundation Dashboard



All of us for all of them.

Outcome Totals

	08/01/21 to 08/31/21	08/01/22 to 08/31/22	Percent Change
All Jurisdictions	1,468	2,642	79.97%
Dogs	816	1,489	82.48%
Adoption	202	657	225.25%
Died	9	2	-77.78%
Euthanasia	91	231	153.85%
Missing/Escaped	7	3	-57.14%
Returned to Owner	377	351	-6.90%
Transfer	130	245	88.46%
Cats	381	946	148.29%
Adoption	106	511	382.08%
Died	45	13	-71.11%
Euthanasia	92	145	57.61%
Missing/Escaped	2	5	150.00%
Returned to Owner	28	25	-10.71%
RTF	11	22	100.00%
SNR	68	161	136.76%
Transfer	29	64	120.69%
Others	271	207	-23.62%
Adoption	58	116	100.00%
Died	20	6	-70.00%
Euthanasia	53	32	-39.62%
Missing/Escaped	0	2	200.00%
Returned to Owner	61	8	-86.89%
RTF	2	0	-100.00%
Transfer	77	43	-44.16%

The Animal Foundation Dashboard



All of us for all of them.

Foster Statistics

08/01/21 to 08/31/21 08/01/22 to 08/31/22 Percent Change

All Jurisdictions

Total

Animals Sent to Foster	295	192	-34.92%
Animal Returned from Foster	105	254	141.90%
Foster Parents	121	87	-28.10%
Avg. Time in Foster	14	63	340.74%

Dogs

Animals Sent to Foster	38	52	36.84%
Animal Returned from Foster	14	45	221.43%
Foster Parents	33	37	12.12%
Avg. Time in Foster	11	24	124.98%

Cats

Animals Sent to Foster	216	128	-40.74%
Animal Returned from Foster	62	192	209.68%
Foster Parents	82	45	-45.12%
Avg. Time in Foster	19	69	270.99%

Others

Animals Sent to Foster	41	12	-70.73%
Animal Returned from Foster	29	17	-41.38%
Foster Parents	8	5	-37.50%
Avg. Time in Foster	7	93	1,321.34%

Foster to Adopt Statistics

08/01/21 to 08/31/21 08/01/22 to 08/31/22 Percent Change

All Jurisdictions

Total

Animals Sent to Foster to Adopt	521	32	-93.86%
Animal Returned from Foster to Adopt	135	153	13.33%
Foster to Adopt Parents	487	31	-93.63%
Avg. Time in Foster to Adopt	25	179	607.50%

Dogs

Animals Sent to Foster to Adopt	349	8	-97.71%
Animal Returned from Foster to Adopt	98	105	7.14%
Foster to Adopt Parents	337	8	-97.63%
Avg. Time in Foster to Adopt	26	187	606.39%

Cats

Animals Sent to Foster to Adopt	160	17	-89.38%
Animal Returned from Foster to Adopt	23	42	82.61%
Foster to Adopt Parents	141	17	-87.94%
Avg. Time in Foster to Adopt	31	180	480.64%

Others

Animals Sent to Foster to Adopt	12	7	-41.67%
Animal Returned from Foster to Adopt	14	6	-57.14%
Foster to Adopt Parents	9	6	-33.33%
Avg. Time in Foster to Adopt	8	42	408.05%

The Animal Foundation Dashboard



All of us for all of them.

Shelter Surgery Totals

	8/1/2021 to 8/31/2021	8/1/2022 to 8/31/2022	Percent Change
All Jurisdictions	343	1,105	222.16%
Dogs	178	632	255.06%
Spay/Neuter	178	627	252.25%
Adoption	30	417	1290.00%
Transfer to Partner	19	35	84.21%
Returned to Owner	108	160	48.15%
Foster	20	10	-50.00%
Other Outcomes	1	5	400.00%
Other Surgery	0	5	500.00%
Adoption	0	2	200.00%
Returned to Owner	0	3	300.00%
Cats	127	441	247.24%
Spay/Neuter	127	441	247.24%
Adoption	53	315	494.34%
Transfer to Partner	2	9	350.00%
Returned to Owner	16	6	-62.50%
SNR	33	85	157.58%
TNR	2	0	-100.00%
Foster	15	19	26.67%
Other Outcomes	6	7	16.67%
Others	38	32	-15.79%
Spay/Neuter	38	32	-15.79%
Adoption	23	27	17.39%
Transfer to Partner	9	2	-77.78%
Foster	3	0	-100.00%
Other Outcomes	3	3	0.00%

The Animal Foundation Dashboard



All of us for all of them.

Public Services

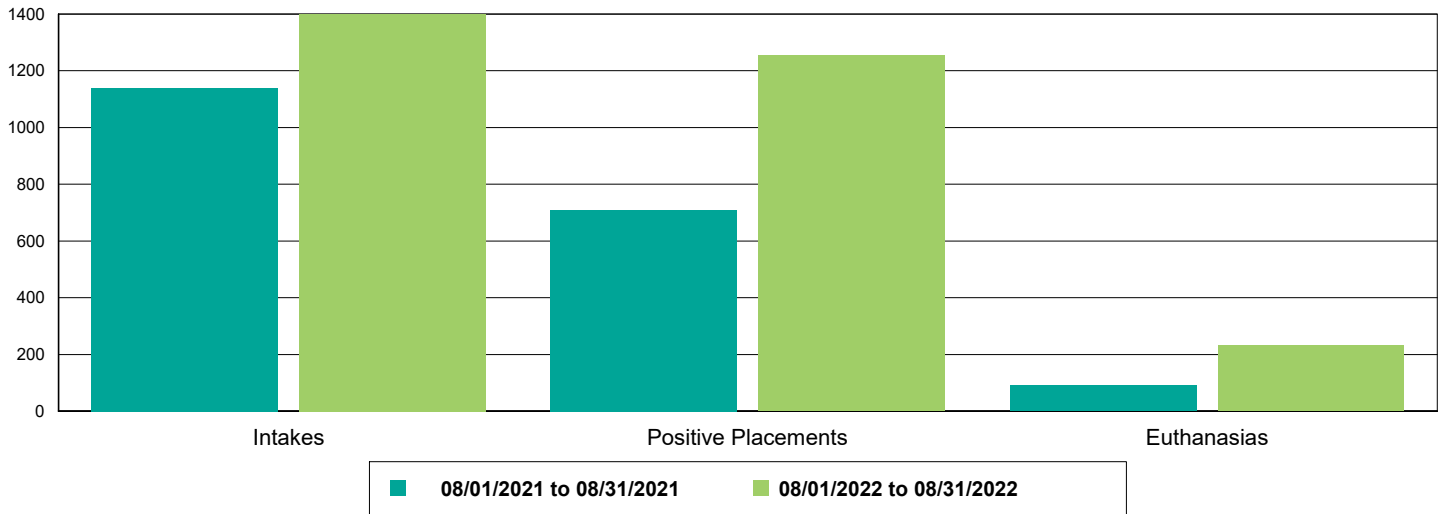
	08/01/21 to 08/31/21	08/01/22 to 08/31/22	Percent Change
Dogs	291	161	-44.67%
Owner Requested Euthanasia	18	100	455.56%
Public S/N Clinic - Microchips Implanted	3	0	-100.00%
Vaccine Clinic - Microchips Implanted	23	0	-100.00%
Vaccine Clinic - Animals Vaccinated	270	61	-77.41%
Bordetella	118	2	-98.31%
DAPPv	253	56	-77.87%
Deworming	122	2	-98.36%
K9 FLU BIVALENT	7	0	-100.00%
Rabies	174	53	-69.54%
Cats	69	43	-37.68%
Owner Requested Euthanasia	10	34	240.00%
Vaccine Clinic - Microchips Implanted	1	0	-100.00%
Vaccine Clinic - Animals Vaccinated	59	9	-84.75%
Deworming	28	1	-96.43%
FeLV	6	1	-83.33%
FRCPC	53	9	-83.02%
Rabies	41	8	-80.49%
Others	1	1	0.00%
Owner Requested Euthanasia	0	1	100.00%

The Animal Foundation Dashboard

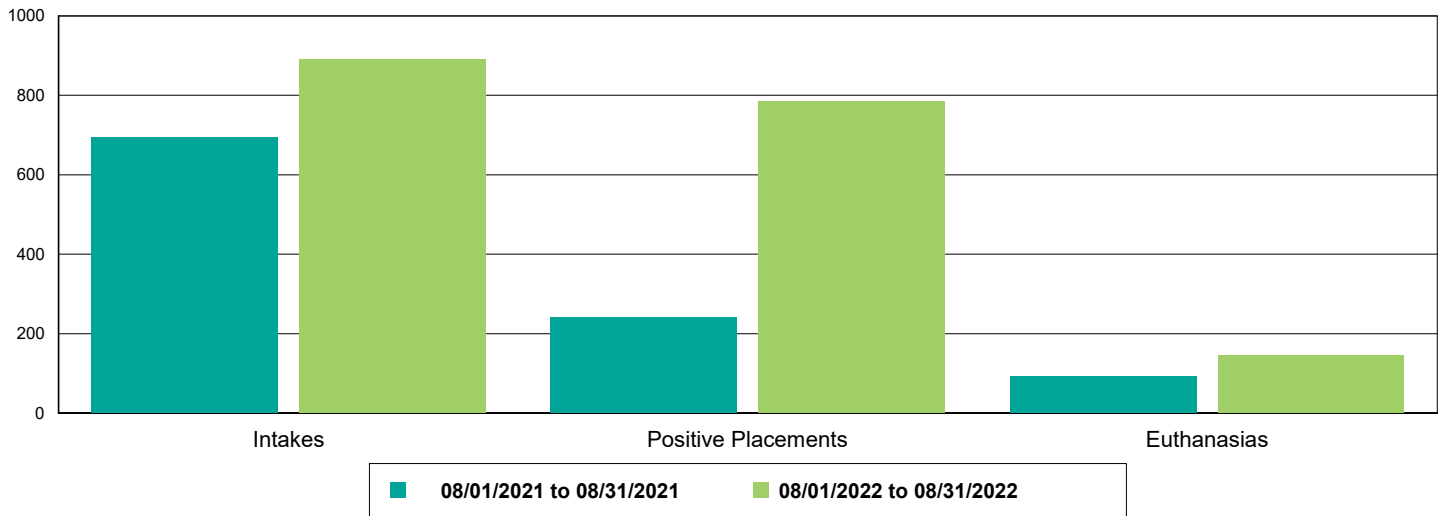


All of us for all of them.

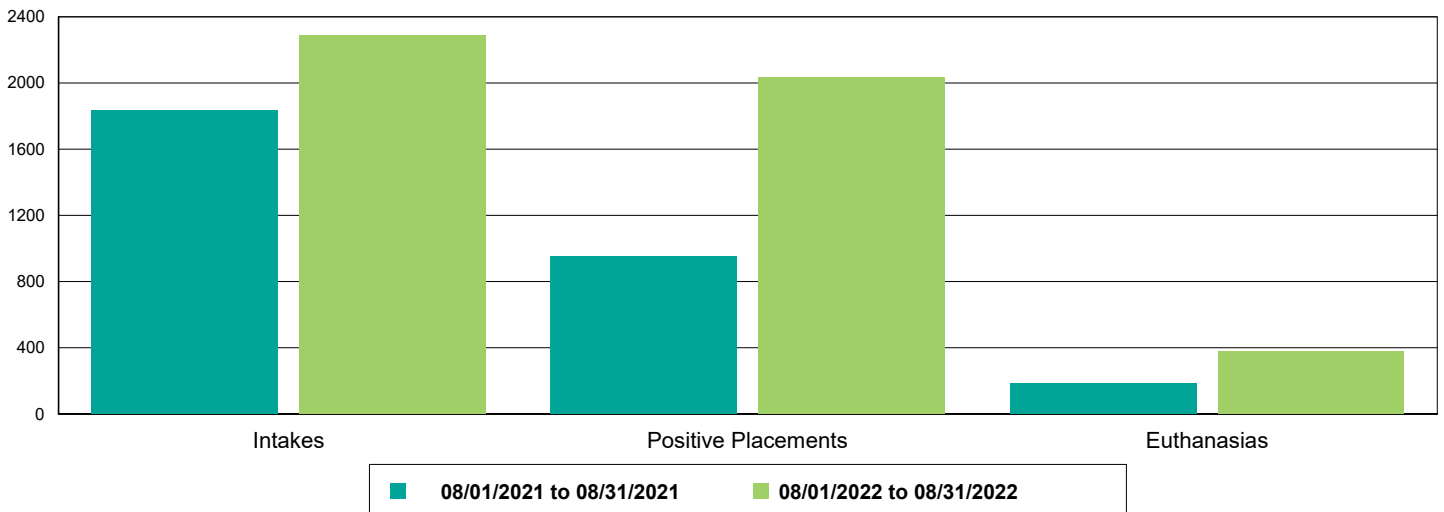
Dog Intakes, Positive Placements, and Euthanasias



Cat Intakes, Positive Placements, and Euthanasias



Dogs And Cats Intakes, Positive Placements, and Euthanasias

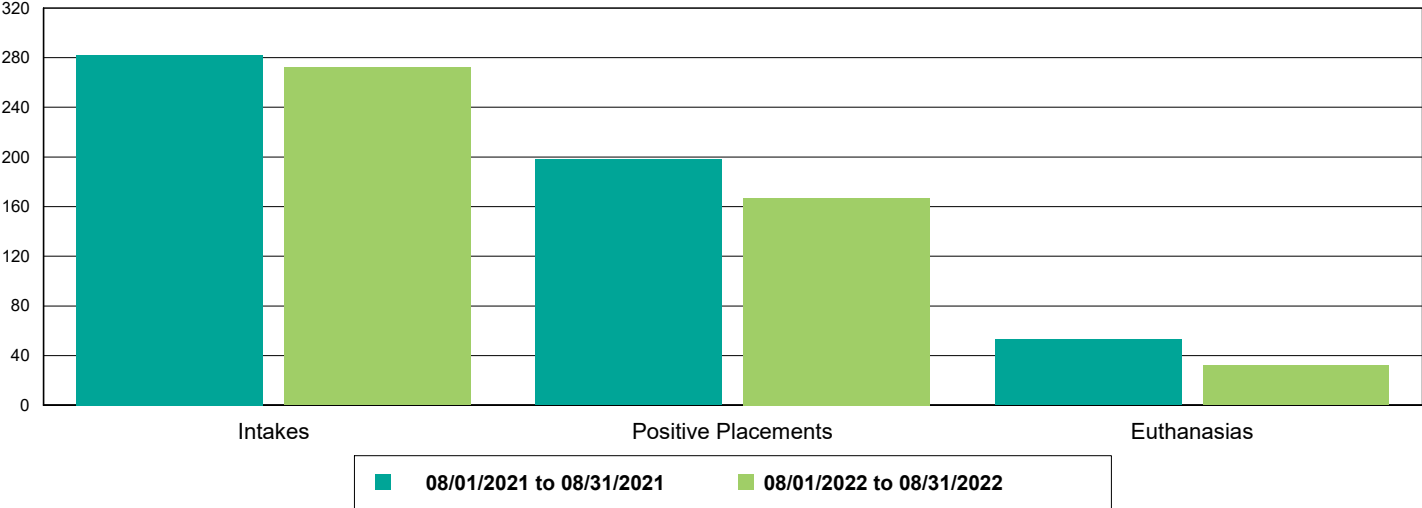


The Animal Foundation Dashboard



All of us for all of them.

Other Intakes, Positive Placements, and Euthanasias



The Animal Foundation Dashboard



All of us for all of them.

Live Release, Euthanasia, and Adoption Return Rates

08/01/21 to 08/31/21

08/01/22 to 08/31/22

Percent Change

All Jurisdictions

Total

Live Release Rate	78.27%	83.38%	6.53%
Euthanasia Rate	16.08%	15.44%	-3.94%
Adoption Return Rate	4.10%	3.43%	-16.39%

Dogs and Cats

Live Release Rate	79.45%	83.61%	5.24%
Euthanasia Rate	15.29%	15.44%	1.00%
Adoption Return Rate	4.87%	3.51%	-27.92%

Young (<= 5 mo)

Live Release Rate	60.11%	88.53%	47.29%
Euthanasia Rate	16.49%	9.68%	-41.31%
Adoption Return Rate	0.00%	0.83%	83.10%

Adult (>= 6 mo)

Live Release Rate	83.05%	82.15%	-1.08%
Euthanasia Rate	15.06%	17.16%	13.88%
Adoption Return Rate	5.34%	4.71%	-11.79%

Dogs

Live Release Rate	86.89%	84.15%	-3.15%
Euthanasia Rate	11.15%	15.51%	39.11%
Adoption Return Rate	7.43%	5.48%	-26.21%

Young (<= 5 mo)

Live Release Rate	95.52%	96.19%	0.70%
Euthanasia Rate	0.00%	3.81%	380.95%
Adoption Return Rate	0.00%	0.00%	0.00%

Adult (>= 6 mo)

Live Release Rate	86.11%	83.24%	-3.34%
Euthanasia Rate	12.15%	16.40%	35.00%
Adoption Return Rate	7.65%	6.00%	-21.60%

Cats

Live Release Rate	63.52%	82.77%	30.31%
Euthanasia Rate	24.15%	15.33%	-36.52%
Adoption Return Rate	0.00%	0.98%	97.85%

Young (<= 5 mo)

Live Release Rate	40.50%	86.75%	114.23%
Euthanasia Rate	25.62%	11.04%	-56.92%
Adoption Return Rate	0.00%	0.99%	98.68%

Adult (>= 6 mo)

Live Release Rate	74.23%	79.11%	6.57%
Euthanasia Rate	23.46%	19.27%	-17.87%
Adoption Return Rate	0.00%	0.97%	96.62%

Others

Live Release Rate	73.06%	80.68%	10.42%
Euthanasia Rate	19.56%	15.46%	-20.96%
Adoption Return Rate	0.00%	2.59%	258.62%

The Animal Foundation Dashboard



All of us for all of them.

Young (<= 5 mo)

Live Release Rate	100.00%	83.33%	-16.67%
Euthanasia Rate	0.00%	0.00%	0.00%
Adoption Return Rate	0.00%	0.00%	0.00%

Adult (>= 6 mo)

Live Release Rate	72.03%	80.60%	11.89%
Euthanasia Rate	20.31%	15.92%	-21.60%
Adoption Return Rate	0.00%	2.70%	270.27%