

# The Animal Foundation Dashboard



All of us for all of them.

## Intake Totals

	06/01/20 to 06/30/20	06/01/21 to 06/30/21	Percent Change
<b>All Jurisdictions</b>	<b>1,670</b>	<b>2,127</b>	<b>27.37%</b>
<b>Dogs</b>	<b>878</b>	<b>1,146</b>	<b>30.52%</b>
<b>Picked up by Animal Control</b>	563	751	33.39%
<b>Stray Animals</b>	395	482	22.03%
<b>Owner Surrenders</b>	30	73	143.33%
<b>Confiscations</b>	138	196	42.03%
<b>Dropped off at The Animal Foundation</b>	315	395	25.40%
<b>Stray Animals</b>	269	284	5.58%
<b>Owner Surrenders</b>	21	79	276.19%
<b>Adoption Returns</b>	25	32	28.00%
<b>Cats</b>	<b>589</b>	<b>738</b>	<b>25.30%</b>
<b>Picked up by Animal Control</b>	221	386	74.66%
<b>Stray Animals</b>	129	251	94.57%
<b>Owner Surrenders</b>	31	76	145.16%
<b>Confiscations</b>	61	55	-9.84%
<b>Born at TAF</b>	0	4	400.00%
<b>Dropped off at The Animal Foundation</b>	368	352	-4.35%
<b>Stray Animals</b>	347	295	-14.99%
<b>Owner Surrenders</b>	10	45	350.00%
<b>Adoption Returns</b>	6	6	0.00%
<b>Born at TAF</b>	5	6	20.00%
<b>Others</b>	<b>203</b>	<b>243</b>	<b>19.70%</b>
<b>Picked up by Animal Control</b>	172	186	8.14%
<b>Stray Animals</b>	92	101	9.78%
<b>Owner Surrenders</b>	21	4	-80.95%
<b>Confiscations</b>	59	81	37.29%
<b>Dropped off at The Animal Foundation</b>	31	57	83.87%
<b>Stray Animals</b>	29	33	13.79%
<b>Owner Surrenders</b>	2	21	950.00%
<b>Adoption Returns</b>	0	1	100.00%
<b>Born at TAF</b>	0	2	200.00%

# The Animal Foundation Dashboard



All of us for all of them.

## Outcome Totals

	06/01/20 to 06/30/20	06/01/21 to 06/30/21	Percent Change
<b>All Jurisdictions</b>	<b>1,512</b>	<b>1,665</b>	<b>10.12%</b>
<b>Dogs</b>	<b>817</b>	<b>928</b>	<b>13.59%</b>
Adoption	327	317	-3.06%
Died	1	4	300.00%
Euthanasia	64	97	51.56%
Returned to Owner	307	349	13.68%
Transfer	118	161	36.44%
<b>Cats</b>	<b>518</b>	<b>550</b>	<b>6.18%</b>
Adoption	337	322	-4.45%
Died	5	31	520.00%
Euthanasia	64	56	-12.50%
Missing/Escaped	1	0	-100.00%
Returned to Owner	22	21	-4.55%
RTF	11	18	63.64%
SNR	41	63	53.66%
Transfer	37	39	5.41%
<b>Others</b>	<b>177</b>	<b>187</b>	<b>5.65%</b>
Adoption	40	69	72.50%
Died	13	11	-15.38%
Euthanasia	61	53	-13.11%
Missing/Escaped	0	1	100.00%
Returned to Owner	10	10	0.00%
RTF	1	12	1,100.00%
Transfer	52	31	-40.38%

# The Animal Foundation Dashboard



All of us for all of them.

## Foster Statistics

06/01/20 to 06/30/20

06/01/21 to 06/30/21

Percent Change

### All Jurisdictions

#### Total

Animals Sent to Foster	255	472	85.10%
Animal Returned from Foster	266	260	-2.26%
Foster Parents	126	311	146.83%
Avg. Time in Foster	34	27	-21.94%

#### Dogs

Animals Sent to Foster	71	155	118.31%
Animal Returned from Foster	67	75	11.94%
Foster Parents	54	136	151.85%
Avg. Time in Foster	35	17	-52.53%

#### Cats

Animals Sent to Foster	175	310	77.14%
Animal Returned from Foster	195	178	-8.72%
Foster Parents	73	171	134.25%
Avg. Time in Foster	34	31	-7.34%

#### Others

Animals Sent to Foster	9	7	-22.22%
Animal Returned from Foster	4	7	75.00%
Foster Parents	5	5	0.00%
Avg. Time in Foster	67	29	-56.50%

# The Animal Foundation Dashboard



All of us for all of them.

## Shelter Surgery Totals

	6/1/2020 to 6/30/2020	6/1/2021 to 6/30/2021	Percent Change
<b>All Jurisdictions</b>	<b>880</b>	<b>703</b>	<b>-20.11%</b>
<b>Dogs</b>	<b>327</b>	<b>331</b>	<b>1.22%</b>
Spay/Neuter	318	331	4.09%
Adoption	222	172	-22.52%
Transfer to Partner	34	33	-2.94%
Returned to Owner	38	106	178.95%
Foster	21	13	-38.10%
Other Outcomes	3	7	133.33%
Other Surgery	9	0	-100.00%
Adoption	4	0	-100.00%
Transfer to Partner	1	0	-100.00%
Returned to Owner	1	0	-100.00%
Foster	3	0	-100.00%
<b>Cats</b>	<b>533</b>	<b>349</b>	<b>-34.52%</b>
Spay/Neuter	524	349	-33.40%
Adoption	269	227	-15.61%
Transfer to Partner	8	5	-37.50%
Returned to Owner	27	8	-70.37%
SNR	43	22	-48.84%
TNR	149	0	-100.00%
Foster	15	47	213.33%
Other Outcomes	13	40	207.69%
Other Surgery	9	0	-100.00%
Adoption	1	0	-100.00%
SNR	1	0	-100.00%
TNR	2	0	-100.00%
Foster	2	0	-100.00%
Other Outcomes	3	0	-100.00%
<b>Others</b>	<b>20</b>	<b>23</b>	<b>15.00%</b>
Spay/Neuter	20	23	15.00%
Adoption	16	14	-12.50%
Transfer to Partner	0	4	400.00%
Foster	2	1	-50.00%
Other Outcomes	2	4	100.00%

# The Animal Foundation Dashboard



All of us for all of them.

## Public Services

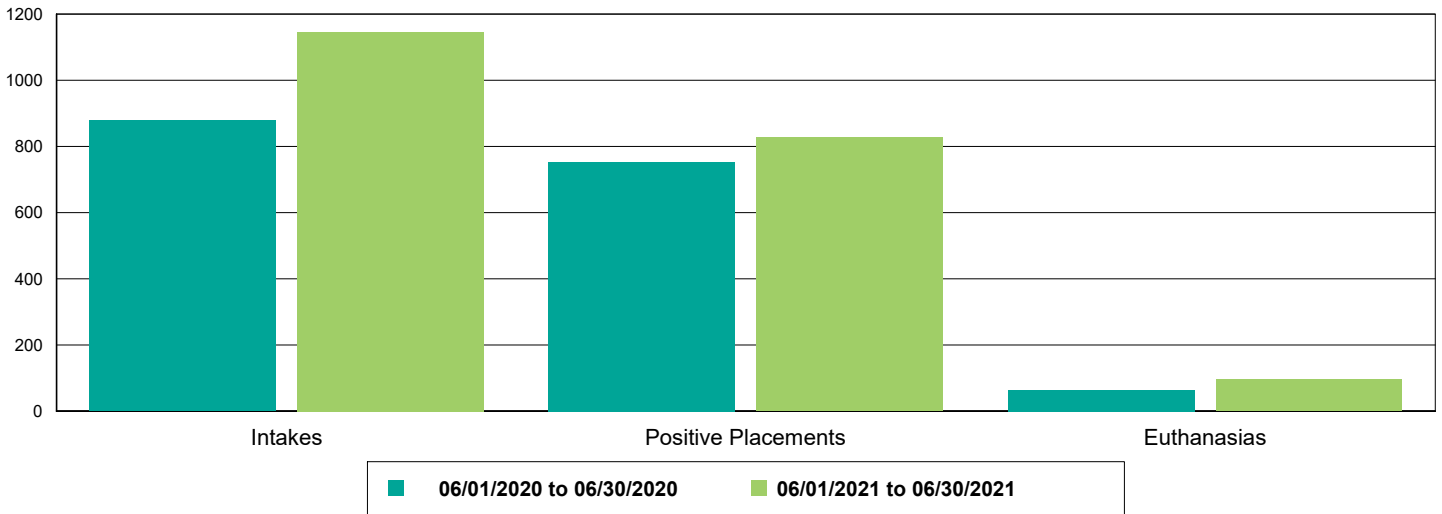
	06/01/20 to 06/30/20	06/01/21 to 06/30/21	Percent Change
<b>Dogs</b>	<b>592</b>	<b>420</b>	<b>-29.05%</b>
Owner Requested Euthanasia	187	122	-34.76%
Vaccine Clinic - Microchips Implanted	27	31	14.81%
Vaccine Clinic - Animals Vaccinated	403	285	-29.28%
Bordetella	176	130	-26.14%
DAPPv	346	249	-28.03%
Deworming	142	123	-13.38%
K9 FLU BIVALENT	0	1	100.00%
Rabies	265	175	-33.96%
<b>Cats</b>	<b>128</b>	<b>98</b>	<b>-23.44%</b>
Owner Requested Euthanasia	51	30	-41.18%
Vaccine Clinic - Microchips Implanted	6	4	-33.33%
Vaccine Clinic - Animals Tested	3	0	-100.00%
FELV/FIV	3	0	-100.00%
Vaccine Clinic - Animals Vaccinated	77	68	-11.69%
Deworming	35	34	-2.86%
FeLV	7	1	-85.71%
FRCPC	69	66	-4.35%
Rabies	38	49	28.95%
<b>Others</b>	<b>1</b>	<b>5</b>	<b>400.00%</b>
Owner Requested Euthanasia	1	5	400.00%

# The Animal Foundation Dashboard

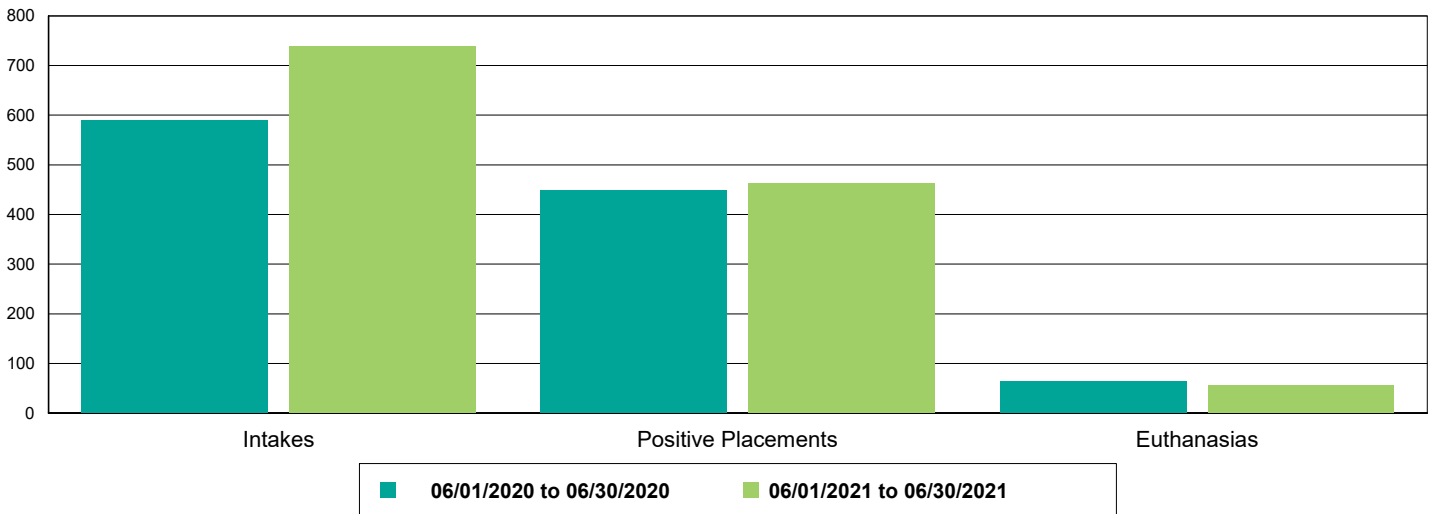


All of us for all of them.

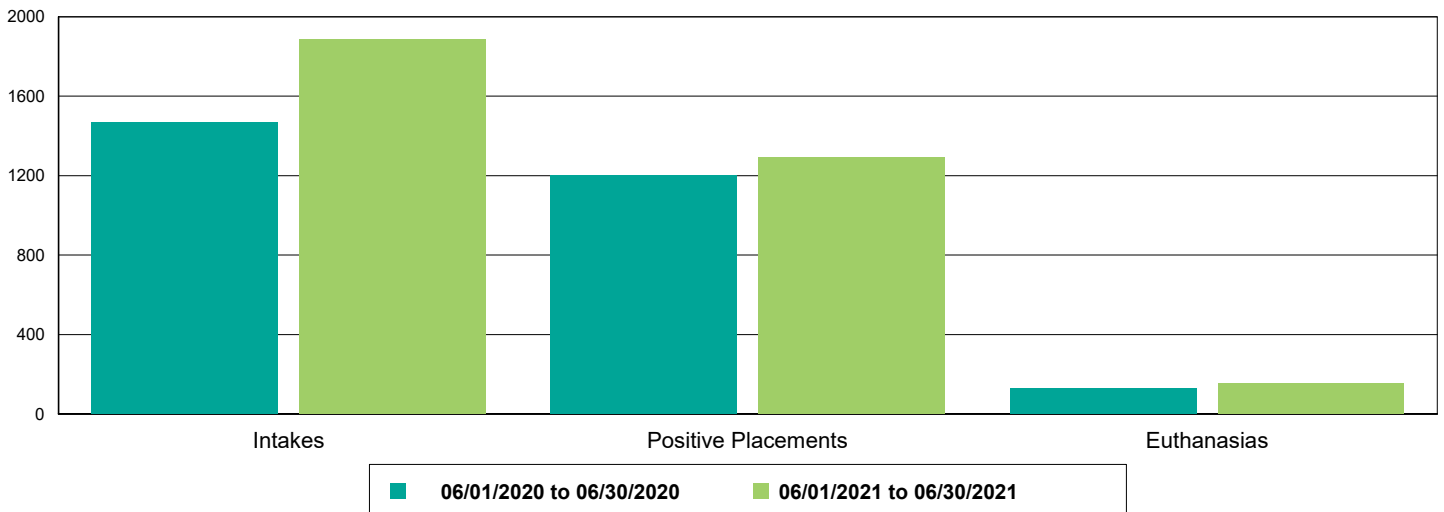
## Dog Intakes, Positive Placements, and Euthanasias



## Cat Intakes, Positive Placements, and Euthanasias



## Dogs And Cats Intakes, Positive Placements, and Euthanasias

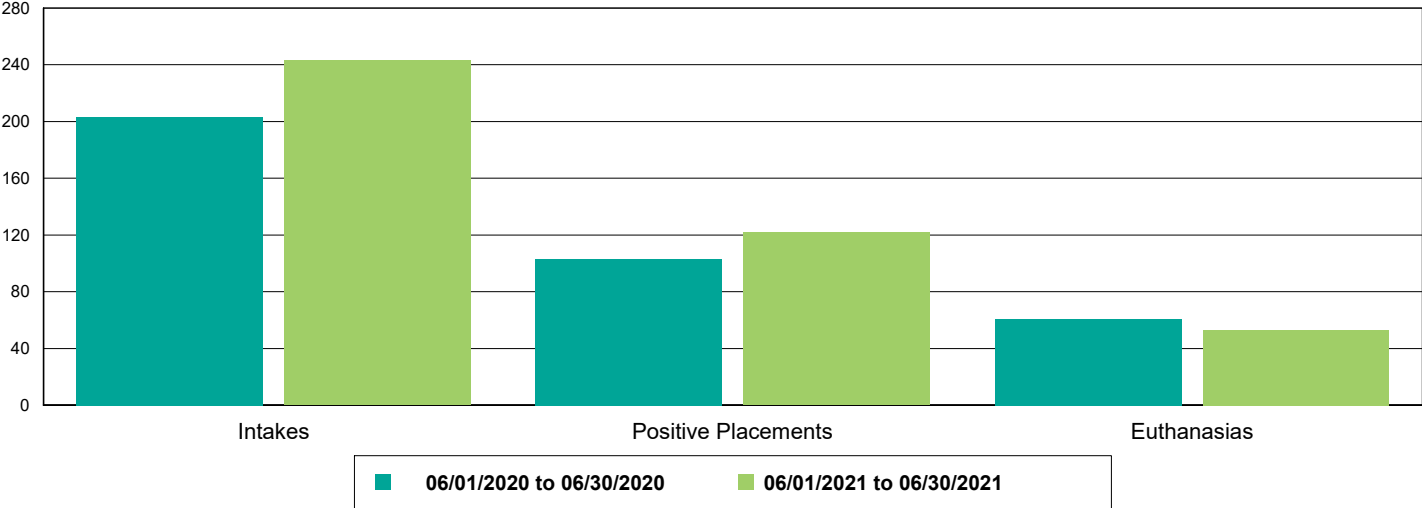


# The Animal Foundation Dashboard



All of us for all of them.

## Other Intakes, Positive Placements, and Euthanasias



# The Animal Foundation Dashboard



All of us for all of them.

## Live Release, Euthanasia, and Adoption Return Rates

06/01/20 to 06/30/20

06/01/21 to 06/30/21

Percent Change

### All Jurisdictions

#### Total

Live Release Rate	86.18%	84.80%	-1.59%
Euthanasia Rate	12.50%	12.37%	-1.02%
Adoption Return Rate	4.40%	5.51%	25.10%

#### Dogs and Cats

Live Release Rate	89.89%	87.28%	-2.90%
Euthanasia Rate	9.59%	10.35%	7.97%
Adoption Return Rate	4.67%	5.95%	27.38%

#### Young (<= 5 mo)

Live Release Rate	94.57%	86.22%	-8.83%
Euthanasia Rate	4.13%	6.12%	48.09%
Adoption Return Rate	1.00%	2.11%	110.56%

#### Adult (>= 6 mo)

Live Release Rate	87.97%	87.66%	-0.36%
Euthanasia Rate	11.81%	11.88%	0.54%
Adoption Return Rate	7.67%	9.01%	17.51%

#### Dogs

Live Release Rate	92.04%	89.12%	-3.18%
Euthanasia Rate	7.83%	10.45%	33.43%
Adoption Return Rate	7.65%	10.09%	32.04%

#### Young (<= 5 mo)

Live Release Rate	100.00%	98.44%	-1.56%
Euthanasia Rate	0.00%	0.00%	0.00%
Adoption Return Rate	0.00%	5.71%	571.43%

#### Adult (>= 6 mo)

Live Release Rate	91.42%	88.43%	-3.28%
Euthanasia Rate	8.44%	11.23%	32.97%
Adoption Return Rate	8.25%	10.64%	28.94%

#### Cats

Live Release Rate	86.49%	84.18%	-2.66%
Euthanasia Rate	12.36%	10.18%	-17.59%
Adoption Return Rate	1.78%	1.86%	4.66%

#### Young (<= 5 mo)

Live Release Rate	93.60%	83.84%	-10.42%
Euthanasia Rate	4.88%	7.32%	50.00%
Adoption Return Rate	1.09%	1.61%	47.26%

#### Adult (>= 6 mo)

Live Release Rate	74.21%	84.68%	14.11%
Euthanasia Rate	25.26%	14.41%	-42.94%
Adoption Return Rate	4.84%	2.74%	-43.38%

#### Others

Live Release Rate	58.19%	65.24%	12.11%
Euthanasia Rate	34.46%	28.34%	-17.76%
Adoption Return Rate	0.00%	1.45%	144.93%



# The Animal Foundation Dashboard



All of us for all of them.

## Young (<= 5 mo)

<b>Live Release Rate</b>	85.00%	92.31%	8.60%
<b>Euthanasia Rate</b>	15.00%	7.69%	-48.72%
<b>Adoption Return Rate</b>	0.00%	0.00%	0.00%

## Adult (>= 6 mo)

<b>Live Release Rate</b>	54.78%	63.22%	15.41%
<b>Euthanasia Rate</b>	36.94%	29.89%	-19.10%
<b>Adoption Return Rate</b>	0.00%	1.64%	163.93%