

# The Animal Foundation Dashboard



All of us for all of them.

## Intake Totals

	03/01/19 to 03/31/19	03/01/20 to 03/31/20	Percent Change
<b>All Jurisdictions</b>	<b>2,224</b>	<b>1,407</b>	<b>-36.74%</b>
<b>Dogs</b>	<b>1,526</b>	<b>887</b>	<b>-41.87%</b>
<b>Picked up by Animal Control</b>	814	568	-30.22%
<b>Stray Animals</b>	511	363	-28.96%
<b>Owner Surrenders</b>	61	23	-62.30%
<b>Confiscations</b>	242	182	-24.79%
<b>Dropped off at The Animal Foundation</b>	712	319	-55.20%
<b>Stray Animals</b>	491	254	-48.27%
<b>Owner Surrenders</b>	160	32	-80.00%
<b>Adoption Returns</b>	57	33	-42.11%
<b>Born at TAF</b>	4	0	-100.00%
<b>Cats</b>	<b>561</b>	<b>441</b>	<b>-21.39%</b>
<b>Picked up by Animal Control</b>	265	207	-21.89%
<b>Stray Animals</b>	169	129	-23.67%
<b>Owner Surrenders</b>	21	24	14.29%
<b>Confiscations</b>	75	54	-28.00%
<b>Dropped off at The Animal Foundation</b>	296	234	-20.95%
<b>Stray Animals</b>	212	213	0.47%
<b>Owner Surrenders</b>	67	12	-82.09%
<b>Adoption Returns</b>	10	5	-50.00%
<b>Born at TAF</b>	7	4	-42.86%
<b>Others</b>	<b>137</b>	<b>79</b>	<b>-42.34%</b>
<b>Picked up by Animal Control</b>	80	59	-26.25%
<b>Stray Animals</b>	61	51	-16.39%
<b>Owner Surrenders</b>	1	0	-100.00%
<b>Confiscations</b>	18	8	-55.56%
<b>Dropped off at The Animal Foundation</b>	57	20	-64.91%
<b>Stray Animals</b>	44	19	-56.82%
<b>Owner Surrenders</b>	5	0	-100.00%
<b>Adoption Returns</b>	1	1	0.00%
<b>Born at TAF</b>	7	0	-100.00%

# The Animal Foundation Dashboard



All of us for all of them.

## Outcome Totals

	03/01/19 to 03/31/19	03/01/20 to 03/31/20	Percent Change
<b>All Jurisdictions</b>	<b>2,108</b>	<b>1,530</b>	<b>-27.42%</b>
<b>Dogs</b>	<b>1,462</b>	<b>1,010</b>	<b>-30.92%</b>
Adoption	662	405	-38.82%
Died	5	2	-60.00%
Euthanasia	143	88	-38.46%
Missing/Escaped	1	0	-100.00%
Returned to Owner	435	353	-18.85%
Transfer	216	162	-25.00%
<b>Cats</b>	<b>513</b>	<b>405</b>	<b>-21.05%</b>
Adoption	194	159	-18.04%
Died	2	4	100.00%
Euthanasia	83	86	3.61%
Returned to Owner	45	21	-53.33%
RTF	22	21	-4.55%
SNR	64	60	-6.25%
Transfer	103	54	-47.57%
<b>Others</b>	<b>133</b>	<b>115</b>	<b>-13.53%</b>
Adoption	71	64	-9.86%
Died	4	4	0.00%
Euthanasia	33	29	-12.12%
Missing/Escaped	0	1	100.00%
Returned to Owner	6	6	0.00%
Transfer	19	11	-42.11%

# The Animal Foundation Dashboard



All of us for all of them.

## Foster Statistics

03/01/19 to 03/31/19

03/01/20 to 03/31/20

Percent Change

### All Jurisdictions

#### Total

Animals Sent to Foster	284	343	20.77%
Animal Returned from Foster	211	160	-24.17%
Foster Parents	193	234	21.24%
Avg. Time in Foster	22	16	-25.69%

#### Dogs

Animals Sent to Foster	182	186	2.20%
Animal Returned from Foster	129	108	-16.28%
Foster Parents	152	172	13.16%
Avg. Time in Foster	15	14	-7.39%

#### Cats

Animals Sent to Foster	95	151	58.95%
Animal Returned from Foster	74	45	-39.19%
Foster Parents	36	61	69.44%
Avg. Time in Foster	30	20	-34.01%

#### Others

Animals Sent to Foster	7	6	-14.29%
Animal Returned from Foster	8	7	-12.50%
Foster Parents	7	3	-57.14%
Avg. Time in Foster	60	32	-47.06%

# The Animal Foundation Dashboard



All of us for all of them.

## Shelter Surgery Totals

	3/1/2019 to 3/31/2019	3/1/2020 to 3/31/2020	Percent Change
<b>All Jurisdictions</b>	<b>1,021</b>	<b>682</b>	<b>-33.20%</b>
<b>Dogs</b>	<b>695</b>	<b>415</b>	<b>-40.29%</b>
Spay/Neuter	681	410	-39.79%
Adoption	362	196	-45.86%
Transfer to Partner	76	67	-11.84%
Returned to Owner	135	89	-34.07%
Foster	106	55	-48.11%
Other Outcomes	2	3	50.00%
Other Surgery	14	5	-64.29%
Adoption	4	1	-75.00%
Transfer to Partner	2	1	-50.00%
Returned to Owner	3	0	-100.00%
Foster	3	2	-33.33%
Other Outcomes	2	1	-50.00%
<b>Cats</b>	<b>302</b>	<b>255</b>	<b>-15.56%</b>
Spay/Neuter	298	255	-14.43%
Adoption	96	75	-21.88%
Transfer to Partner	11	4	-63.64%
Returned to Owner	5	4	-20.00%
SNR	63	57	-9.52%
TNR	116	94	-18.97%
Foster	6	14	133.33%
Other Outcomes	1	7	600.00%
Other Surgery	4	0	-100.00%
Returned to Owner	2	0	-100.00%
SNR	2	0	-100.00%
<b>Others</b>	<b>24</b>	<b>12</b>	<b>-50.00%</b>
Spay/Neuter	24	12	-50.00%
Adoption	19	8	-57.89%
Transfer to Partner	2	2	0.00%
Returned to Owner	3	0	-100.00%
Foster	0	2	200.00%

# The Animal Foundation Dashboard



All of us for all of them.

## Public Services

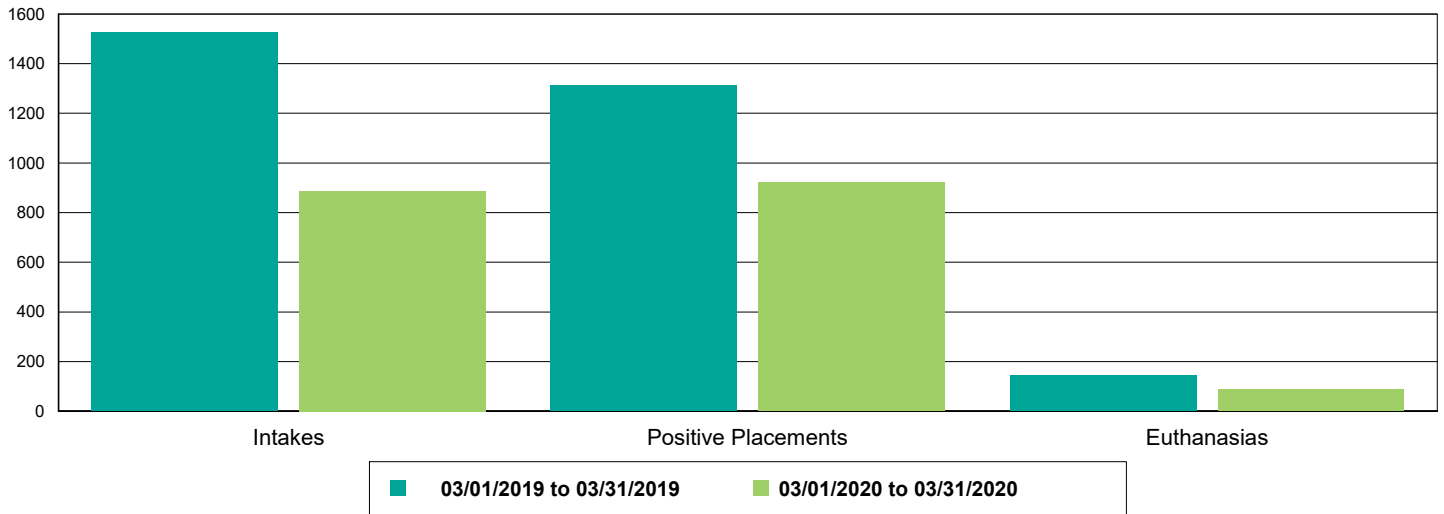
	03/01/19 to 03/31/19	03/01/20 to 03/31/20	Percent Change
<b>Dogs</b>	<b>1,816</b>	<b>1,183</b>	<b>-34.86%</b>
Owner Requested Euthanasia	183	183	0.00%
Public S/N Clinic - Microchips Implanted	60	45	-25.00%
Public S/N Clinic - Surgeries	183	123	-32.79%
Public S/N Clinic - Animals Vaccinated	106	79	-25.47%
Bordetella	94	65	-30.85%
DAPPv	102	72	-29.41%
Deworming	5	22	340.00%
Rabies	80	60	-25.00%
Vaccine Clinic - Microchips Implanted	156	51	-67.31%
Vaccine Clinic - Animals Vaccinated	1,445	869	-39.86%
Bordetella	915	252	-72.46%
DAPPv	1,443	804	-44.28%
Deworming	770	460	-40.26%
FVRCP	0	1	100.00%
K9 H3N2	75	13	-82.67%
Rabies	771	356	-53.83%
<b>Cats</b>	<b>245</b>	<b>179</b>	<b>-26.94%</b>
Owner Requested Euthanasia	33	50	51.52%
Public S/N Clinic - Feline Testing - Cats Tested	4	1	-75.00%
Public S/N Clinic - Microchips Implanted	42	15	-64.29%
Public S/N Clinic - Surgeries	100	69	-31.00%
Public S/N Clinic - Animals Vaccinated	84	55	-34.52%
Deworming	6	24	300.00%
FeLV	35	3	-91.43%
FRCPC	83	0	-100.00%
Rabies	72	53	-26.39%
Vaccine Clinic - Microchips Implanted	18	7	-61.11%
Vaccine Clinic - Animals Vaccinated	117	56	-52.14%
Deworming	42	24	-42.86%
FeLV	55	14	-74.55%
FELV/FIV	0	8	800.00%
FRCPC	106	0	-100.00%
FVRCP	0	49	4,900.00%
Rabies	72	41	-43.06%
<b>Others</b>	<b>25</b>	<b>5</b>	<b>-80.00%</b>
Owner Requested Euthanasia	4	5	25.00%
Public S/N Clinic - Surgeries	20	1	-95.00%

# The Animal Foundation Dashboard

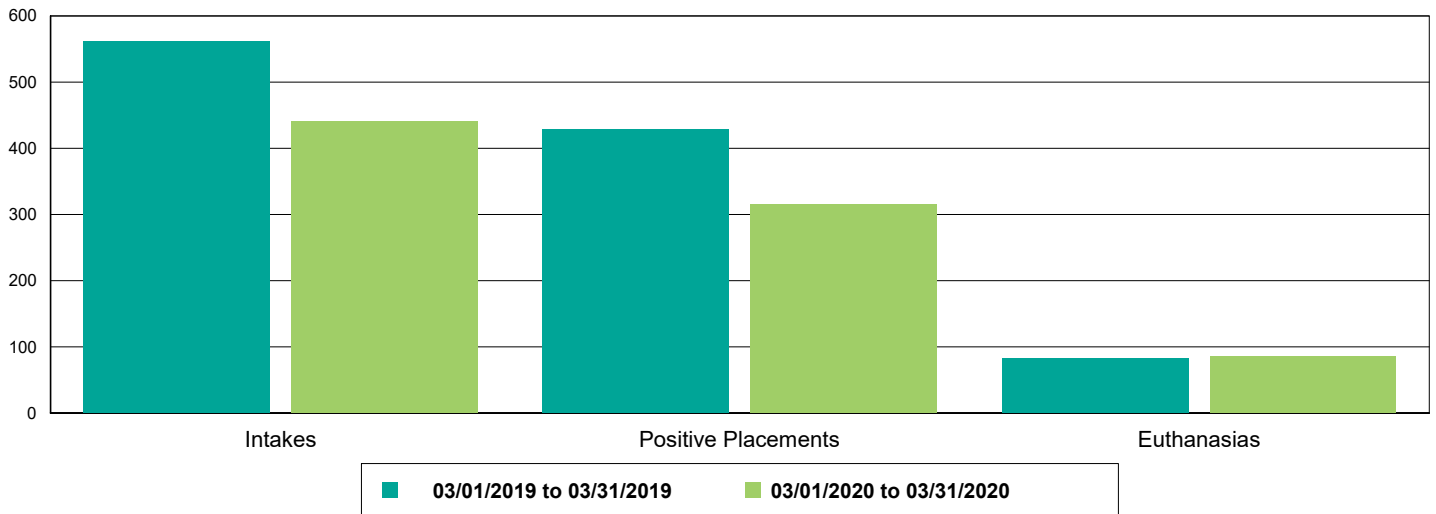


All of us for all of them.

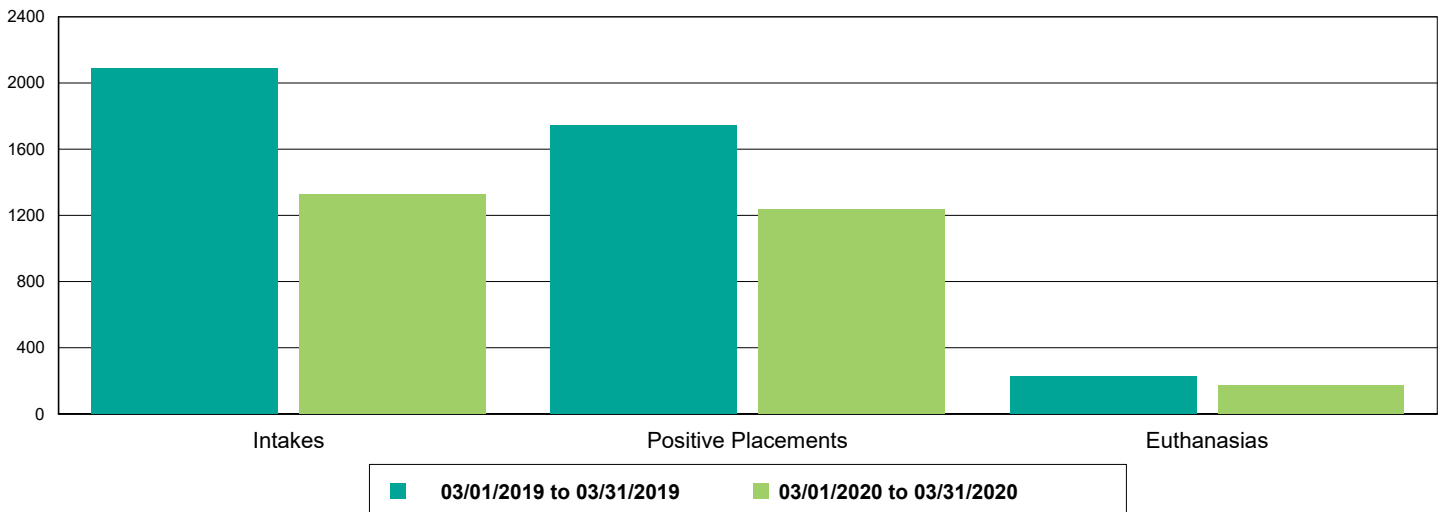
## Dog Intakes, Positive Placements, and Euthanasias



## Cat Intakes, Positive Placements, and Euthanasias



## Dogs And Cats Intakes, Positive Placements, and Euthanasias

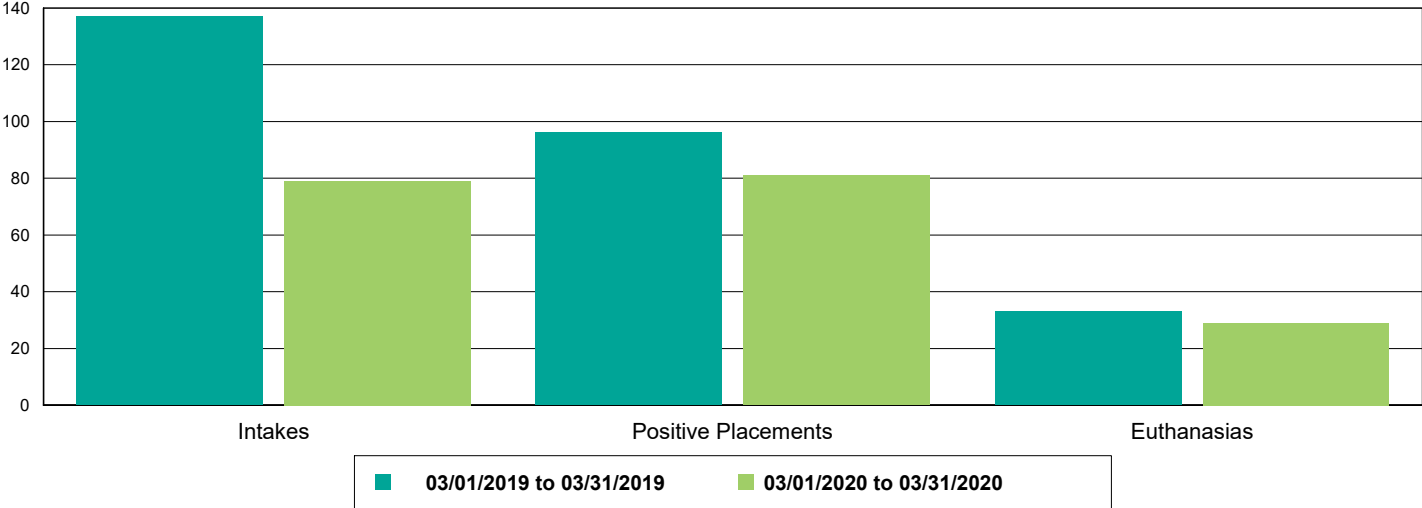


# The Animal Foundation Dashboard



All of us for all of them.

## Other Intakes, Positive Placements, and Euthanasias



# The Animal Foundation Dashboard



All of us for all of them.

## Live Release, Euthanasia, and Adoption Return Rates

03/01/19 to 03/31/19

03/01/20 to 03/31/20

Percent Change

### All Jurisdictions

#### Total

Live Release Rate	87.63%	86.63%	-1.14%
Euthanasia Rate	11.88%	12.79%	7.70%
Adoption Return Rate	7.57%	6.45%	-14.83%

#### Dogs and Cats

Live Release Rate	88.15%	87.29%	-0.98%
Euthanasia Rate	11.44%	12.29%	7.39%
Adoption Return Rate	7.83%	6.73%	-14.07%

#### Young (<= 5 mo)

Live Release Rate	92.90%	92.86%	-0.04%
Euthanasia Rate	5.46%	5.56%	1.67%
Adoption Return Rate	1.41%	0.00%	-100.00%

#### Adult (>= 6 mo)

Live Release Rate	87.67%	86.74%	-1.05%
Euthanasia Rate	12.05%	12.95%	7.40%
Adoption Return Rate	8.41%	7.57%	-9.97%

#### Dogs

Live Release Rate	89.81%	91.10%	1.44%
Euthanasia Rate	9.78%	8.70%	-11.01%
Adoption Return Rate	8.61%	8.13%	-5.60%

#### Young (<= 5 mo)

Live Release Rate	95.06%	95.31%	0.26%
Euthanasia Rate	1.23%	4.69%	279.69%
Adoption Return Rate	0.00%	0.00%	0.00%

#### Adult (>= 6 mo)

Live Release Rate	89.50%	90.81%	1.47%
Euthanasia Rate	10.28%	8.98%	-12.71%
Adoption Return Rate	9.13%	8.87%	-2.89%

#### Cats

Live Release Rate	83.43%	77.78%	-6.78%
Euthanasia Rate	16.18%	21.23%	31.24%
Adoption Return Rate	5.15%	3.14%	-38.99%

#### Young (<= 5 mo)

Live Release Rate	91.18%	90.32%	-0.94%
Euthanasia Rate	8.82%	6.45%	-26.88%
Adoption Return Rate	3.03%	0.00%	-100.00%

#### Adult (>= 6 mo)

Live Release Rate	81.51%	75.51%	-7.36%
Euthanasia Rate	18.00%	23.91%	32.78%
Adoption Return Rate	5.59%	3.85%	-31.20%

#### Others

Live Release Rate	72.18%	70.43%	-2.42%
Euthanasia Rate	24.81%	25.22%	1.63%
Adoption Return Rate	1.41%	1.56%	10.94%



# The Animal Foundation Dashboard



All of us for all of them.

### Young (<= 5 mo)

<b>Live Release Rate</b>	100.00%	75.00%	-25.00%
<b>Euthanasia Rate</b>	0.00%	0.00%	0.00%
<b>Adoption Return Rate</b>	0.00%	50.00%	5,000.00%

### Adult (>= 6 mo)

<b>Live Release Rate</b>	71.09%	70.27%	-1.16%
<b>Euthanasia Rate</b>	25.78%	26.13%	1.34%
<b>Adoption Return Rate</b>	1.45%	0.00%	-100.00%