

The Animal Foundation Dashboard



All of us for all of them.

Intake Totals

	04/01/21 to 04/30/21	04/01/22 to 04/30/22	Percent Change
All Jurisdictions	1,827	2,054	12.42%
Dogs	883	1,149	30.12%
Picked up by Animal Control	552	636	15.22%
Stray Animals	370	389	5.14%
Owner Surrenders	17	53	211.76%
Confiscations	165	194	17.58%
Dropped off at The Animal Foundation	331	513	54.98%
Stray Animals	229	374	63.32%
Owner Surrenders	51	84	64.71%
Adoption Returns	51	50	-1.96%
Born at TAF	0	5	500.00%
Cats	710	683	-3.80%
Picked up by Animal Control	403	331	-17.87%
Stray Animals	328	253	-22.87%
Owner Surrenders	29	10	-65.52%
Confiscations	46	68	47.83%
Dropped off at The Animal Foundation	307	352	14.66%
Stray Animals	278	316	13.67%
Owner Surrenders	22	25	13.64%
Adoption Returns	7	11	57.14%
Others	234	222	-5.13%
Picked up by Animal Control	172	109	-36.63%
Stray Animals	148	96	-35.14%
Owner Surrenders	12	3	-75.00%
Confiscations	12	10	-16.67%
Dropped off at The Animal Foundation	62	113	82.26%
Stray Animals	32	74	131.25%
Owner Surrenders	30	18	-40.00%
Adoption Returns	0	3	300.00%
Born at TAF	0	18	1,800.00%

The Animal Foundation Dashboard



All of us for all of them.

Outcome Totals

	04/01/21 to 04/30/21	04/01/22 to 04/30/22	Percent Change
All Jurisdictions	1,940	2,085	7.47%
Dogs	837	1,329	58.78%
Adoption	361	594	64.54%
Died	3	4	33.33%
Euthanasia	73	200	173.97%
Missing/Escaped	0	7	700.00%
Returned to Owner	312	359	15.06%
Transfer	88	165	87.50%
Cats	523	525	0.38%
Adoption	197	197	0.00%
Died	15	19	26.67%
Euthanasia	82	95	15.85%
Missing/Escaped	1	1	0.00%
Returned to Owner	26	19	-26.92%
RTF	21	33	57.14%
SNR	87	95	9.20%
Transfer	94	66	-29.79%
Others	580	231	-60.17%
Adoption	81	127	56.79%
Died	8	11	37.50%
Euthanasia	240	66	-72.50%
Missing/Escaped	1	0	-100.00%
Returned to Owner	6	7	16.67%
RTF	9	9	0.00%
Transfer	235	11	-95.32%

The Animal Foundation Dashboard



All of us for all of them.

Foster Statistics

04/01/21 to 04/30/21 04/01/22 to 04/30/22 Percent Change

All Jurisdictions

Total

Animals Sent to Foster	301	365	21.26%
Animal Returned from Foster	197	145	-26.40%
Foster Parents	121	141	16.53%
Avg. Time in Foster	23	69	202.07%

Dogs

Animals Sent to Foster	52	60	15.38%
Animal Returned from Foster	34	42	23.53%
Foster Parents	37	35	-5.41%
Avg. Time in Foster	16	42	158.24%

Cats

Animals Sent to Foster	213	282	32.39%
Animal Returned from Foster	122	89	-27.05%
Foster Parents	81	100	23.46%
Avg. Time in Foster	30	87	192.56%

Others

Animals Sent to Foster	36	23	-36.11%
Animal Returned from Foster	41	14	-65.85%
Foster Parents	6	7	16.67%
Avg. Time in Foster	8	38	369.52%

Foster to Adopt Statistics

04/01/21 to 04/30/21 04/01/22 to 04/30/22 Percent Change

All Jurisdictions

Total

Animals Sent to Foster to Adopt	79	19	-75.95%
Animal Returned from Foster to Adopt	49	179	265.31%
Foster to Adopt Parents	77	17	-77.92%
Avg. Time in Foster to Adopt	12	135	1,063.95%

Dogs

Animals Sent to Foster to Adopt	27	6	-77.78%
Animal Returned from Foster to Adopt	33	119	260.61%
Foster to Adopt Parents	27	6	-77.78%
Avg. Time in Foster to Adopt	10	121	1,113.53%

Cats

Animals Sent to Foster to Adopt	51	4	-92.16%
Animal Returned from Foster to Adopt	16	58	262.50%
Foster to Adopt Parents	49	4	-91.84%
Avg. Time in Foster to Adopt	15	164	998.65%

Others

Animals Sent to Foster to Adopt	1	9	800.00%
Animal Returned from Foster to Adopt	0	2	200.00%
Foster to Adopt Parents	1	7	600.00%
Avg. Time in Foster to Adopt	0	118	11,831.25%

The Animal Foundation Dashboard



All of us for all of them.

Shelter Surgery Totals

	4/1/2021 to 4/30/2021	4/1/2022 to 4/30/2022	Percent Change
All Jurisdictions	865	780	-9.83%
Dogs	376	598	59.04%
Spay/Neuter	375	596	58.93%
Adoption	215	373	73.49%
Transfer to Partner	33	35	6.06%
Returned to Owner	100	123	23.00%
Foster	23	30	30.43%
Other Outcomes	4	35	775.00%
Other Surgery	1	2	100.00%
Adoption	0	1	100.00%
Transfer to Partner	1	1	0.00%
Cats	464	152	-67.24%
Spay/Neuter	464	152	-67.24%
Adoption	148	83	-43.92%
Transfer to Partner	12	11	-8.33%
Returned to Owner	5	4	-20.00%
SNR	91	47	-48.35%
TNR	190	0	-100.00%
Foster	16	2	-87.50%
Other Outcomes	2	5	150.00%
Others	25	30	20.00%
Spay/Neuter	25	30	20.00%
Adoption	22	23	4.55%
Transfer to Partner	2	0	-100.00%
Foster	1	2	100.00%
Other Outcomes	0	5	500.00%

The Animal Foundation Dashboard



All of us for all of them.

Public Services

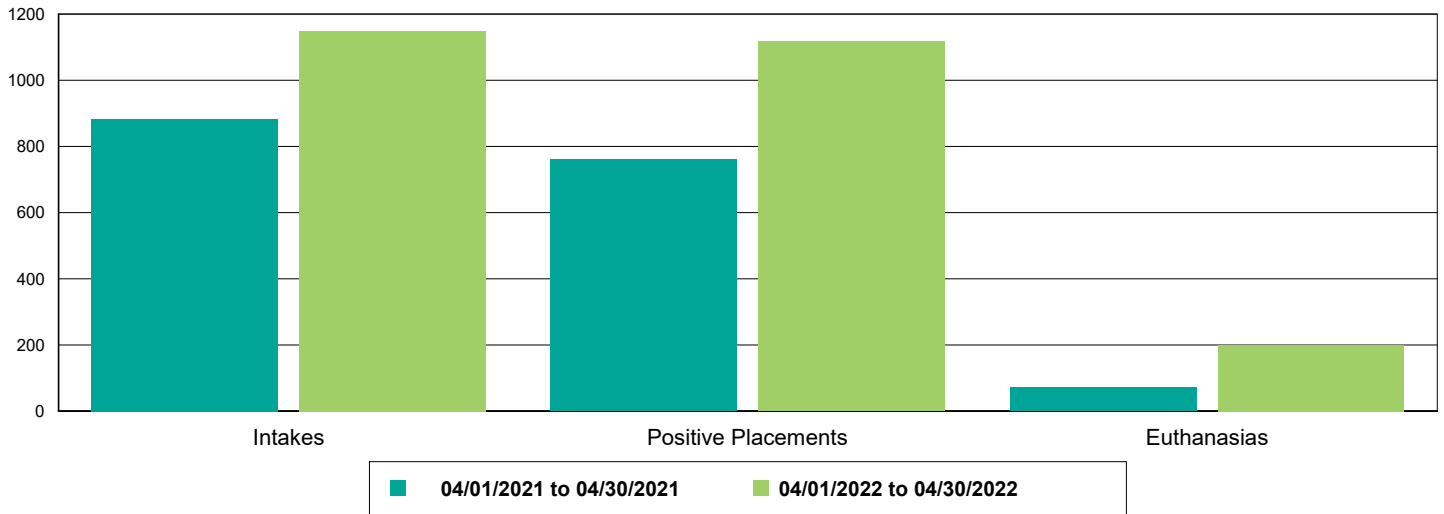
	04/01/21 to 04/30/21	04/01/22 to 04/30/22	Percent Change
Dogs	1,195	63	-94.73%
Owner Requested Euthanasia	133	59	-55.64%
Public S/N Clinic - Microchips Implanted	53	0	-100.00%
Public S/N Clinic - Surgeries	206	0	-100.00%
Public S/N Clinic - Animals Vaccinated	132	0	-100.00%
Bordetella	118	0	-100.00%
DAPPv	113	0	-100.00%
Deworming	16	0	-100.00%
Rabies	105	0	-100.00%
Vaccine Clinic - Microchips Implanted	117	0	-100.00%
Vaccine Clinic - Animals Vaccinated	840	4	-99.52%
Bordetella	342	3	-99.12%
DAPPv	771	3	-99.61%
Deworming	484	0	-100.00%
K9 FLU BIVALENT	12	1	-91.67%
Rabies	534	3	-99.44%
Cats	202	18	-91.09%
Owner Requested Euthanasia	35	16	-54.29%
Public S/N Clinic - Feline Testing - Cats Tested	1	0	-100.00%
Public S/N Clinic - Microchips Implanted	18	0	-100.00%
Public S/N Clinic - Surgeries	66	1	-98.48%
Public S/N Clinic - Animals Vaccinated	44	0	-100.00%
Deworming	14	0	-100.00%
FeLV	1	0	-100.00%
Rabies	43	0	-100.00%
Vaccine Clinic - Microchips Implanted	13	2	-84.62%
Vaccine Clinic - Animals Tested	3	0	-100.00%
FELV/FIV	3	0	-100.00%
Vaccine Clinic - Animals Vaccinated	98	0	-100.00%
Deworming	53	0	-100.00%
FeLV	5	0	-100.00%
FRCPC	92	0	-100.00%
Rabies	64	0	-100.00%
Others	3	3	0.00%
Owner Requested Euthanasia	3	3	0.00%

The Animal Foundation Dashboard

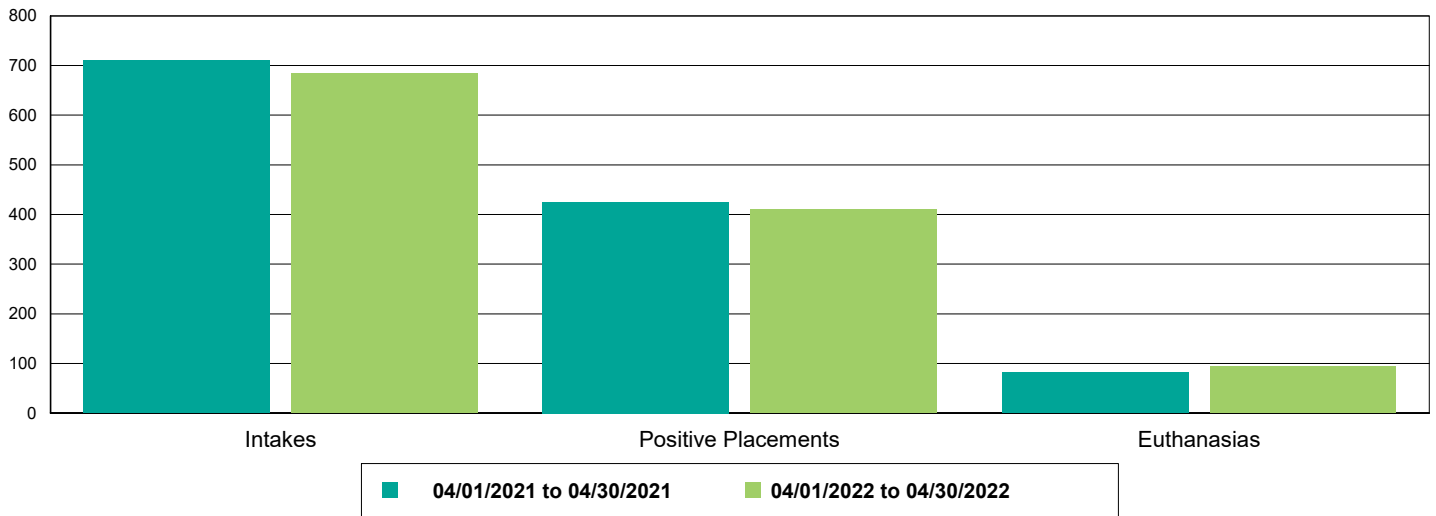


All of us for all of them.

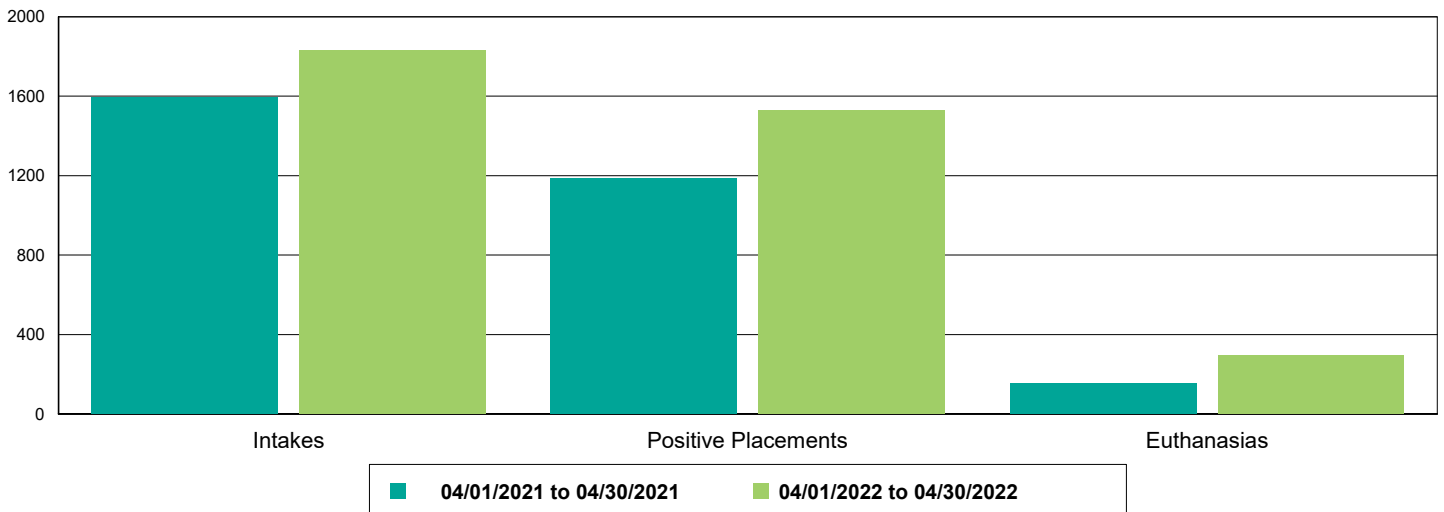
Dog Intakes, Positive Placements, and Euthanasias



Cat Intakes, Positive Placements, and Euthanasias



Dogs And Cats Intakes, Positive Placements, and Euthanasias

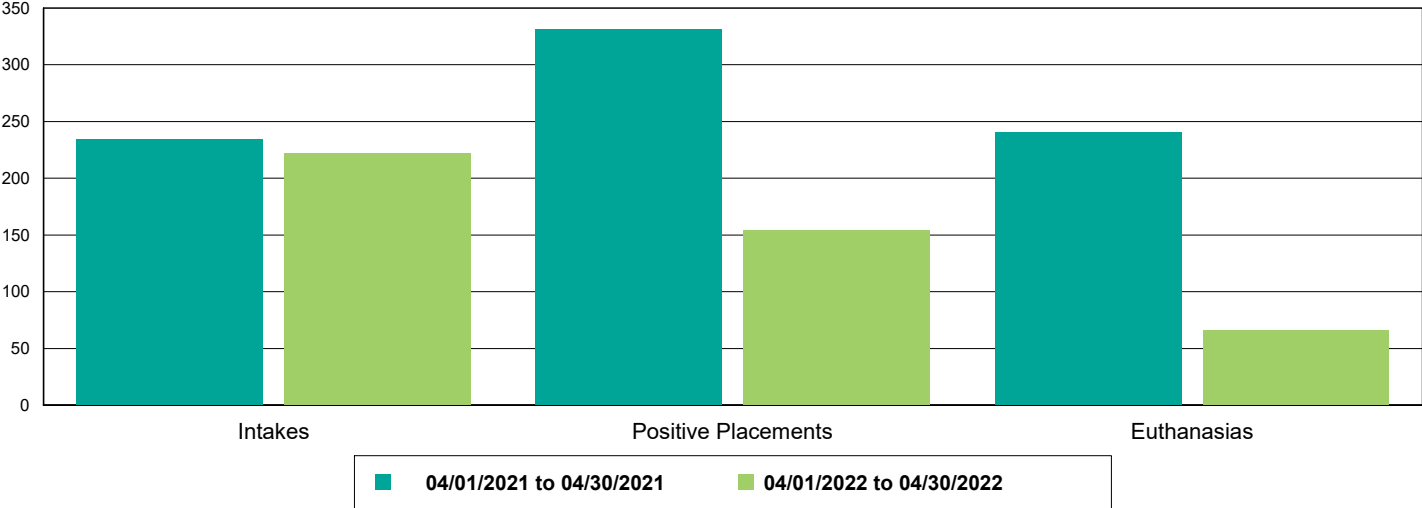


The Animal Foundation Dashboard



All of us for all of them.

Other Intakes, Positive Placements, and Euthanasias



The Animal Foundation Dashboard



All of us for all of them.

Live Release, Euthanasia, and Adoption Return Rates

04/01/21 to 04/30/21

04/01/22 to 04/30/22

Percent Change

All Jurisdictions

Total

Live Release Rate	78.20%	80.67%	3.17%
Euthanasia Rate	20.36%	17.31%	-14.96%
Adoption Return Rate	9.08%	6.97%	-23.19%

Dogs and Cats

Live Release Rate	87.21%	82.42%	-5.49%
Euthanasia Rate	11.40%	15.91%	39.61%
Adoption Return Rate	10.39%	7.71%	-25.81%

Young (<= 5 mo)

Live Release Rate	82.76%	83.33%	0.69%
Euthanasia Rate	11.88%	8.33%	-29.84%
Adoption Return Rate	1.71%	1.01%	-40.91%

Adult (>= 6 mo)

Live Release Rate	88.26%	82.30%	-6.76%
Euthanasia Rate	11.28%	16.91%	49.88%
Adoption Return Rate	12.70%	8.67%	-31.72%

Dogs

Live Release Rate	90.92%	84.12%	-7.48%
Euthanasia Rate	8.72%	15.05%	72.55%
Adoption Return Rate	14.13%	8.42%	-40.42%

Young (<= 5 mo)

Live Release Rate	97.06%	96.00%	-1.09%
Euthanasia Rate	2.94%	2.67%	-9.33%
Adoption Return Rate	0.00%	2.27%	227.27%

Adult (>= 6 mo)

Live Release Rate	90.66%	83.41%	-7.99%
Euthanasia Rate	8.97%	15.79%	76.10%
Adoption Return Rate	14.74%	8.91%	-39.56%

Cats

Live Release Rate	81.26%	78.10%	-3.90%
Euthanasia Rate	15.68%	18.10%	15.41%
Adoption Return Rate	3.55%	5.58%	57.14%

Young (<= 5 mo)

Live Release Rate	80.62%	76.60%	-4.99%
Euthanasia Rate	13.22%	11.35%	-14.14%
Adoption Return Rate	1.96%	0.00%	-100.00%

Adult (>= 6 mo)

Live Release Rate	81.76%	78.65%	-3.81%
Euthanasia Rate	17.57%	20.57%	17.11%
Adoption Return Rate	5.26%	7.75%	47.18%

Others

Live Release Rate	57.07%	66.67%	16.82%
Euthanasia Rate	41.38%	28.57%	-30.95%
Adoption Return Rate	0.00%	2.36%	236.22%

The Animal Foundation Dashboard



All of us for all of them.

Young (<= 5 mo)

Live Release Rate	71.43%	66.67%	-6.67%
Euthanasia Rate	21.43%	16.67%	-22.22%
Adoption Return Rate	0.00%	0.00%	0.00%

Adult (>= 6 mo)

Live Release Rate	56.71%	66.67%	17.55%
Euthanasia Rate	41.87%	29.58%	-29.36%
Adoption Return Rate	0.00%	2.59%	258.62%