

The Animal Foundation Dashboard



All of us for all of them.

Intake Totals

	11/01/21 to 11/30/21	11/01/22 to 11/30/22	Percent Change
All Jurisdictions	1,842	1,473	-20.03%
Dogs	1,099	793	-27.84%
Picked up by Animal Control	656	644	-1.83%
Stray Animals	401	444	10.72%
Owner Surrenders	38	43	13.16%
Confiscations	217	157	-27.65%
Dropped off at The Animal Foundation	443	149	-66.37%
Stray Animals	373	88	-76.41%
Owner Surrenders	46	47	2.17%
Adoption Returns	24	14	-41.67%
Cats	503	489	-2.78%
Picked up by Animal Control	234	278	18.80%
Stray Animals	145	151	4.14%
Owner Surrenders	12	37	208.33%
Confiscations	77	90	16.88%
Dropped off at The Animal Foundation	269	211	-21.56%
Stray Animals	243	171	-29.63%
Owner Surrenders	17	36	111.76%
Adoption Returns	9	4	-55.56%
Others	240	191	-20.42%
Picked up by Animal Control	167	132	-20.96%
Stray Animals	66	46	-30.30%
Owner Surrenders	54	24	-55.56%
Confiscations	47	62	31.91%
Dropped off at The Animal Foundation	73	59	-19.18%
Stray Animals	55	42	-23.64%
Owner Surrenders	8	14	75.00%
Adoption Returns	3	2	-33.33%
Born at TAF	7	1	-85.71%

The Animal Foundation Dashboard



All of us for all of them.

Outcome Totals

	11/01/21 to 11/30/21	11/01/22 to 11/30/22	Percent Change
All Jurisdictions	1,764	1,707	-3.23%
Dogs	1,003	841	-16.15%
Adoption	338	333	-1.48%
Died	9	3	-66.67%
Euthanasia	140	188	34.29%
Missing/Escaped	5	10	100.00%
Returned to Owner	340	225	-33.82%
Transfer	171	82	-52.05%
Cats	458	669	46.07%
Adoption	186	378	103.23%
Died	14	7	-50.00%
Euthanasia	76	141	85.53%
Missing/Escaped	0	21	2,100.00%
Returned to Owner	31	20	-35.48%
RTF	23	15	-34.78%
SNR	91	74	-18.68%
Transfer	37	13	-64.86%
Others	303	197	-34.98%
Adoption	213	118	-44.60%
Died	9	6	-33.33%
Euthanasia	23	35	52.17%
Missing/Escaped	4	1	-75.00%
Returned to Owner	5	18	260.00%
RTF	9	0	-100.00%
Transfer	40	19	-52.50%

The Animal Foundation Dashboard



All of us for all of them.

Foster Statistics

11/01/21 to 11/30/21 11/01/22 to 11/30/22 Percent Change

All Jurisdictions

Total

Animals Sent to Foster	139	122	-12.23%
Animal Returned from Foster	112	200	78.57%
Foster Parents	80	76	-5.00%
Avg. Time in Foster	70	87	25.27%

Dogs

Animals Sent to Foster	48	46	-4.17%
Animal Returned from Foster	26	52	100.00%
Foster Parents	41	40	-2.44%
Avg. Time in Foster	34	39	14.03%

Cats

Animals Sent to Foster	67	70	4.48%
Animal Returned from Foster	76	141	85.53%
Foster Parents	34	33	-2.94%
Avg. Time in Foster	87	108	23.98%

Others

Animals Sent to Foster	24	6	-75.00%
Animal Returned from Foster	10	7	-30.00%
Foster Parents	5	4	-20.00%
Avg. Time in Foster	28	25	-10.94%

Foster to Adopt Statistics

11/01/21 to 11/30/21 11/01/22 to 11/30/22 Percent Change

All Jurisdictions

Total

Animals Sent to Foster to Adopt	338	18	-94.67%
Animal Returned from Foster to Adopt	169	46	-72.78%
Foster to Adopt Parents	321	18	-94.39%
Avg. Time in Foster to Adopt	82	227	177.46%

Dogs

Animals Sent to Foster to Adopt	224	11	-95.09%
Animal Returned from Foster to Adopt	121	18	-85.12%
Foster to Adopt Parents	220	11	-95.00%
Avg. Time in Foster to Adopt	79	233	194.24%

Cats

Animals Sent to Foster to Adopt	104	7	-93.27%
Animal Returned from Foster to Adopt	47	28	-40.43%
Foster to Adopt Parents	93	7	-92.47%
Avg. Time in Foster to Adopt	88	223	153.34%

Others

Animals Sent to Foster to Adopt	10	0	-100.00%
Animal Returned from Foster to Adopt	1	0	-100.00%
Foster to Adopt Parents	8	0	-100.00%
Avg. Time in Foster to Adopt	101	0	-100.00%

The Animal Foundation Dashboard



All of us for all of them.

Shelter Surgery Totals

	11/1/21 to 11/30/21	11/1/22 to 11/30/22	Percent Change
All Jurisdictions	487	707	45.17%
Dogs	302	371	22.85%
Spay/Neuter	301	368	22.26%
Adoption	138	211	52.90%
Transfer to Partner	30	29	-3.33%
Returned to Owner	126	96	-23.81%
Foster	2	25	1150.00%
Other Outcomes	5	7	40.00%
Other Surgery	1	3	200.00%
Adoption	1	1	0.00%
Transfer to Partner	0	1	100.00%
Returned to Owner	0	1	100.00%
Cats	151	331	119.21%
Spay/Neuter	151	331	119.21%
Adoption	39	218	458.97%
Transfer to Partner	1	7	600.00%
Returned to Owner	4	3	-25.00%
SNR	98	73	-25.51%
Foster	5	20	300.00%
Other Outcomes	4	10	150.00%
Others	34	5	-85.29%
Spay/Neuter	34	5	-85.29%
Adoption	21	4	-80.95%
Transfer to Partner	13	0	-100.00%
Other Outcomes	0	1	100.00%

The Animal Foundation Dashboard



All of us for all of them.

Public Services

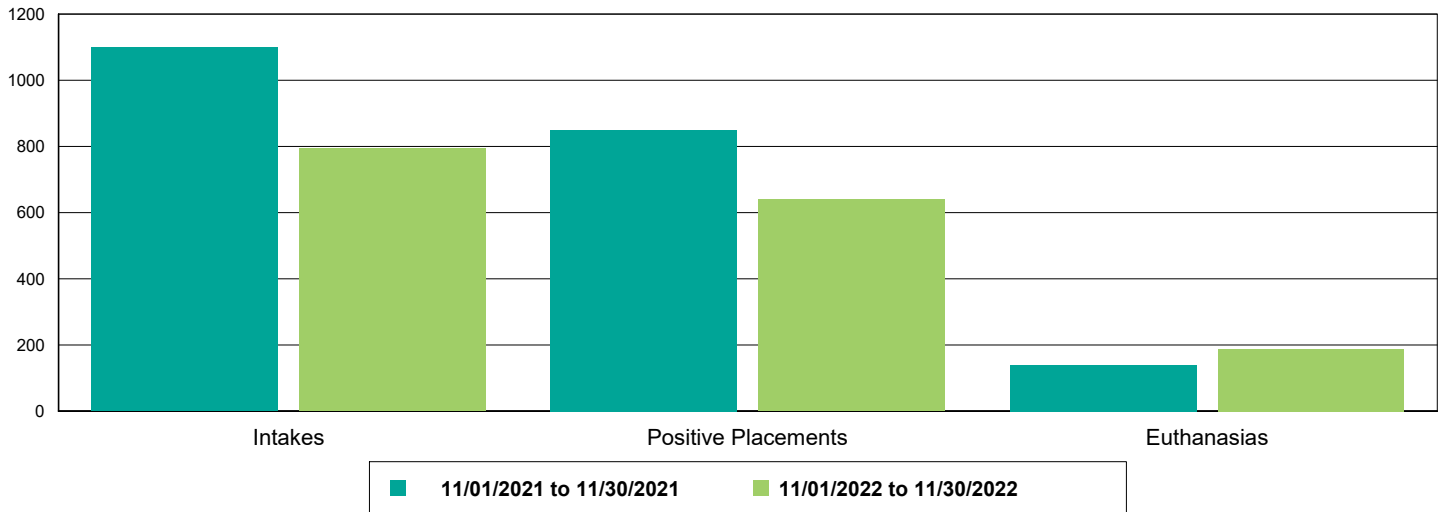
	11/01/21 to 11/30/21	11/01/22 to 11/30/22	Percent Change
Dogs	275	65	-76.36%
Owner Requested Euthanasia	156	64	-58.97%
Vaccine Clinic - Microchips Implanted	13	0	-100.00%
Vaccine Clinic - Animals Vaccinated	117	1	-99.15%
Bordetella	64	1	-98.44%
DAPPv	97	0	-100.00%
Deworming	43	0	-100.00%
K9 FLU BIVALENT	3	0	-100.00%
Rabies	67	0	-100.00%
Cats	56	24	-57.14%
Owner Requested Euthanasia	35	17	-51.43%
Public S/N Clinic - Surgeries	0	4	400.00%
Public S/N Clinic - Animals Vaccinated	0	4	400.00%
FVRCP	0	4	400.00%
Rabies	0	4	400.00%
Vaccine Clinic - Microchips Implanted	3	0	-100.00%
Vaccine Clinic - Animals Vaccinated	21	3	-85.71%
Deworming	6	3	-50.00%
FeLV	3	2	-33.33%
FRCPC	14	3	-78.57%
Rabies	14	3	-78.57%
Others	1	1	0.00%
Owner Requested Euthanasia	2	0	-100.00%

The Animal Foundation Dashboard

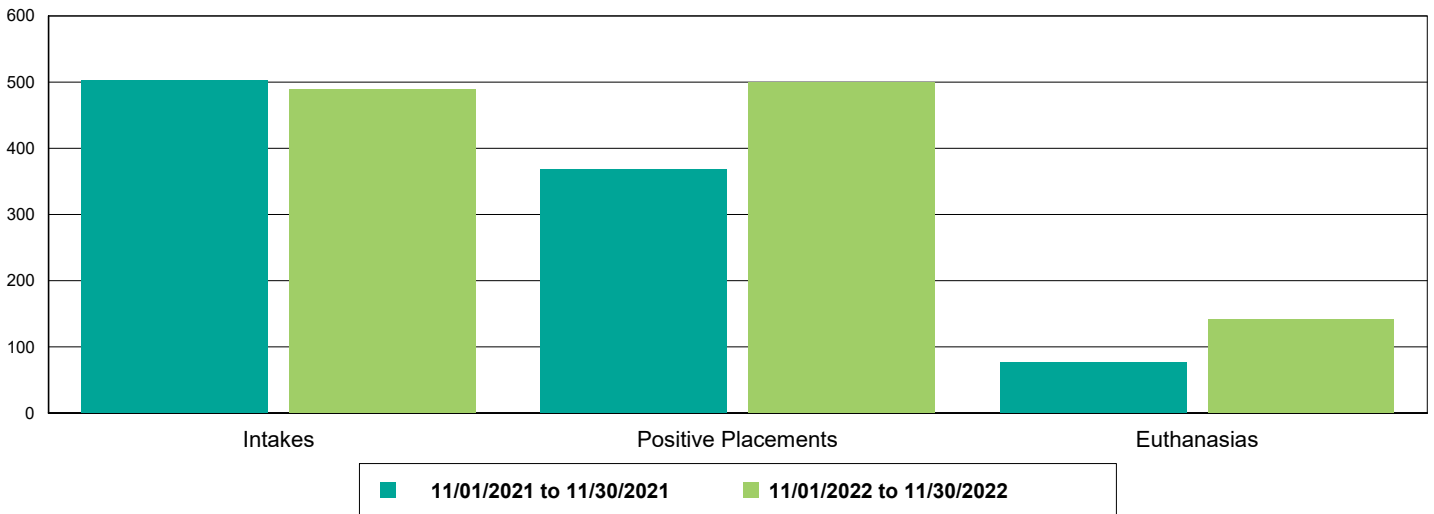


All of us for all of them.

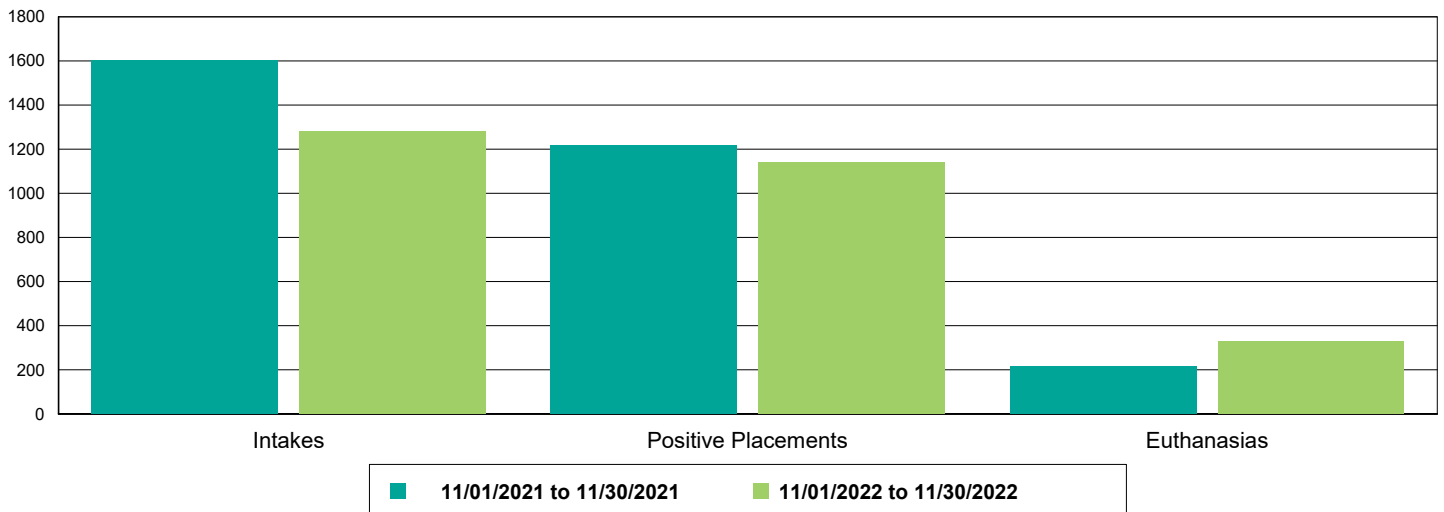
Dog Intakes, Positive Placements, and Euthanasias



Cat Intakes, Positive Placements, and Euthanasias



Dogs And Cats Intakes, Positive Placements, and Euthanasias

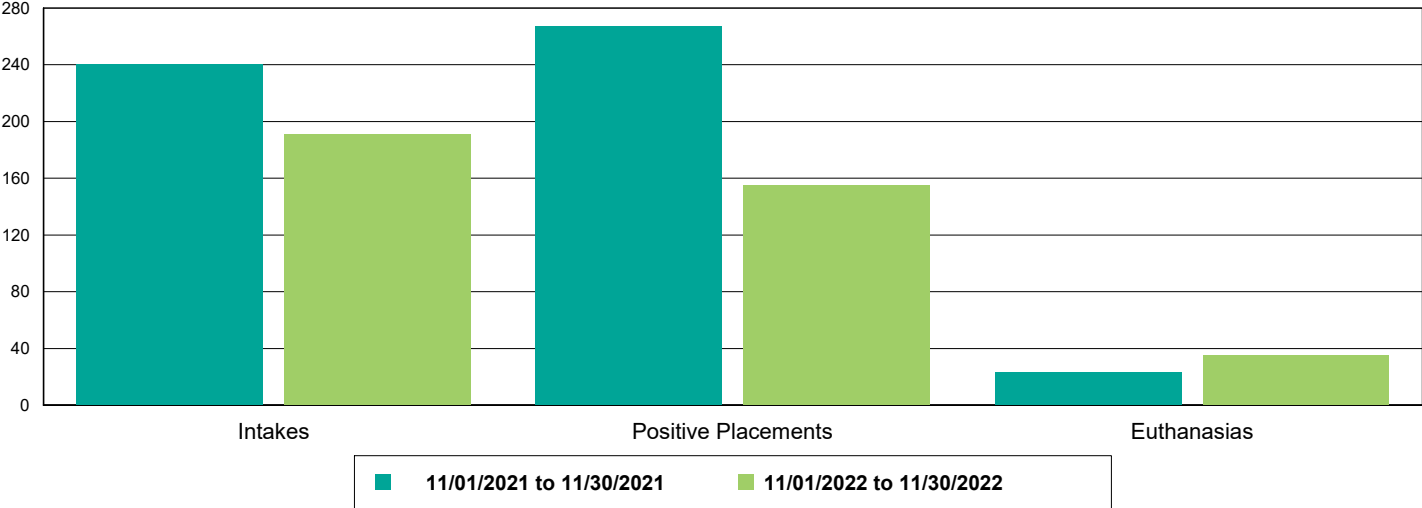


The Animal Foundation Dashboard



All of us for all of them.

Other Intakes, Positive Placements, and Euthanasias



The Animal Foundation Dashboard



All of us for all of them.

Live Release, Euthanasia, and Adoption Return Rates

11/01/21 to 11/30/21

11/01/22 to 11/30/22

Percent Change

All Jurisdictions

Total

Live Release Rate	84.13%	75.86%	-9.82%
Euthanasia Rate	13.55%	21.32%	57.39%
Adoption Return Rate	4.88%	2.41%	-50.61%

Dogs and Cats

Live Release Rate	83.30%	75.50%	-9.37%
Euthanasia Rate	14.78%	21.79%	47.37%
Adoption Return Rate	6.30%	2.53%	-59.80%

Young (<= 5 mo)

Live Release Rate	78.24%	88.51%	13.14%
Euthanasia Rate	12.35%	10.47%	-15.22%
Adoption Return Rate	0.00%	1.29%	129.31%

Adult (>= 6 mo)

Live Release Rate	83.97%	72.32%	-13.87%
Euthanasia Rate	15.10%	24.55%	62.51%
Adoption Return Rate	7.19%	3.13%	-56.44%

Dogs

Live Release Rate	84.65%	76.10%	-10.10%
Euthanasia Rate	13.96%	22.35%	60.15%
Adoption Return Rate	7.10%	4.20%	-40.79%

Young (<= 5 mo)

Live Release Rate	89.66%	65.85%	-26.55%
Euthanasia Rate	6.90%	34.15%	395.12%
Adoption Return Rate	0.00%	7.69%	769.23%

Adult (>= 6 mo)

Live Release Rate	84.34%	76.63%	-9.15%
Euthanasia Rate	14.39%	21.75%	51.13%
Adoption Return Rate	7.50%	4.06%	-45.83%

Cats

Live Release Rate	80.35%	74.74%	-6.98%
Euthanasia Rate	16.59%	21.08%	27.01%
Adoption Return Rate	4.84%	1.06%	-78.13%

Young (<= 5 mo)

Live Release Rate	72.32%	92.16%	27.43%
Euthanasia Rate	15.18%	6.67%	-56.08%
Adoption Return Rate	0.00%	0.91%	91.32%

Adult (>= 6 mo)

Live Release Rate	82.95%	64.01%	-22.83%
Euthanasia Rate	17.05%	29.95%	75.65%
Adoption Return Rate	6.47%	1.26%	-80.57%

Others

Live Release Rate	88.12%	78.68%	-10.71%
Euthanasia Rate	7.59%	17.77%	134.05%
Adoption Return Rate	1.41%	1.69%	20.34%

The Animal Foundation Dashboard



All of us for all of them.

Young (<= 5 mo)

Live Release Rate	77.78%	100.00%	28.57%
Euthanasia Rate	0.00%	0.00%	0.00%
Adoption Return Rate	0.00%	0.00%	0.00%

Adult (>= 6 mo)

Live Release Rate	88.44%	77.54%	-12.32%
Euthanasia Rate	7.82%	18.72%	139.25%
Adoption Return Rate	1.45%	1.85%	27.78%