

# The Animal Foundation Dashboard



All of us for all of them.

## Intake Totals

	08/01/18 to 08/31/18	08/01/19 to 08/31/19	Percent Change
<b>All Jurisdictions</b>	<b>2,376</b>	<b>2,399</b>	<b>0.97%</b>
<b>Dogs</b>	<b>1,386</b>	<b>1,332</b>	<b>-3.90%</b>
<b>Picked up by Animal Control</b>	786	702	-10.69%
<b>Stray Animals</b>	534	470	-11.99%
<b>Owner Surrenders</b>	60	30	-50.00%
<b>Confiscations</b>	192	202	5.21%
<b>Dropped off at The Animal Foundation</b>	600	630	5.00%
<b>Stray Animals</b>	470	461	-1.91%
<b>Owner Surrenders</b>	68	105	54.41%
<b>Adoption Returns</b>	62	59	-4.84%
<b>Born at TAF</b>	0	5	500.00%
<b>Cats</b>	<b>817</b>	<b>863</b>	<b>5.63%</b>
<b>Picked up by Animal Control</b>	340	278	-18.24%
<b>Stray Animals</b>	209	194	-7.18%
<b>Owner Surrenders</b>	14	4	-71.43%
<b>Confiscations</b>	117	80	-31.62%
<b>Dropped off at The Animal Foundation</b>	477	585	22.64%
<b>Stray Animals</b>	394	494	25.38%
<b>Owner Surrenders</b>	46	70	52.17%
<b>Adoption Returns</b>	16	19	18.75%
<b>Born at TAF</b>	21	2	-90.48%
<b>Others</b>	<b>173</b>	<b>204</b>	<b>17.92%</b>
<b>Picked up by Animal Control</b>	109	121	11.01%
<b>Stray Animals</b>	82	80	-2.44%
<b>Owner Surrenders</b>	3	0	-100.00%
<b>Confiscations</b>	24	41	70.83%
<b>Dropped off at The Animal Foundation</b>	64	83	29.69%
<b>Stray Animals</b>	52	60	15.38%
<b>Owner Surrenders</b>	9	21	133.33%
<b>Adoption Returns</b>	3	2	-33.33%

# The Animal Foundation Dashboard



All of us for all of them.

## Outcome Totals

	08/01/18 to 08/31/18	08/01/19 to 08/31/19	Percent Change
<b>All Jurisdictions</b>	<b>2,385</b>	<b>2,711</b>	<b>13.67%</b>
<b>Dogs</b>	<b>1,432</b>	<b>1,425</b>	<b>-0.49%</b>
Adoption	710	729	2.68%
Died	3	2	-33.33%
Euthanasia	135	142	5.19%
Missing/Escaped	2	0	-100.00%
Returned to Owner	355	381	7.32%
Transfer	227	171	-24.67%
<b>Cats</b>	<b>767</b>	<b>1,068</b>	<b>39.24%</b>
Adoption	440	614	39.55%
Died	26	12	-53.85%
Euthanasia	133	94	-29.32%
Missing/Escaped	1	2	100.00%
Returned to Owner	32	28	-12.50%
RTF	14	37	164.29%
SNR	75	172	129.33%
Transfer	46	109	136.96%
<b>Others</b>	<b>186</b>	<b>218</b>	<b>17.20%</b>
Adoption	91	113	24.18%
Died	9	14	55.56%
Euthanasia	47	50	6.38%
Returned to Owner	18	6	-66.67%
RTF	1	4	300.00%
Transfer	20	31	55.00%

# The Animal Foundation Dashboard



All of us for all of them.

## Foster Statistics

08/01/18 to 08/31/18

08/01/19 to 08/31/19

Percent Change

### All Jurisdictions

#### Total

Animals Sent to Foster	297	380	27.95%
Animal Returned from Foster	251	409	62.95%
Foster Parents	146	221	51.37%
Avg. Time in Foster	26	30	18.55%

#### Dogs

Animals Sent to Foster	90	161	78.89%
Animal Returned from Foster	100	140	40.00%
Foster Parents	73	135	84.93%
Avg. Time in Foster	15	20	34.04%

#### Cats

Animals Sent to Foster	203	205	0.99%
Animal Returned from Foster	144	252	75.00%
Foster Parents	69	84	21.74%
Avg. Time in Foster	33	37	11.62%

#### Others

Animals Sent to Foster	4	14	250.00%
Animal Returned from Foster	7	17	142.86%
Foster Parents	4	5	25.00%
Avg. Time in Foster	24	18	-25.35%

# The Animal Foundation Dashboard



All of us for all of them.

## Shelter Surgery Totals

	8/1/2018 to 8/31/2018	8/1/2019 to 8/31/2019	Percent Change
<b>All Jurisdictions</b>	<b>1,457</b>	<b>1,577</b>	<b>8.24%</b>
<b>Dogs</b>	<b>754</b>	<b>686</b>	<b>-9.02%</b>
Spay/Neuter	746	671	-10.05%
Adoption	457	430	-5.91%
Transfer to Partner	115	61	-46.96%
Returned to Owner	113	107	-5.31%
Foster	42	69	64.29%
Other Outcomes	19	4	-78.95%
Other Surgery	8	15	87.50%
Adoption	4	6	50.00%
Transfer to Partner	1	1	0.00%
Returned to Owner	2	3	50.00%
Foster	0	3	300.00%
Other Outcomes	1	2	100.00%
<b>Cats</b>	<b>677</b>	<b>818</b>	<b>20.83%</b>
Spay/Neuter	672	812	20.83%
Adoption	293	422	44.03%
Transfer to Partner	13	11	-15.38%
Returned to Owner	5	2	-60.00%
SNR	72	167	131.94%
TNR	274	171	-37.59%
Foster	8	39	387.50%
Other Outcomes	7	0	-100.00%
Other Surgery	5	6	20.00%
Adoption	1	1	0.00%
Returned to Owner	2	1	-50.00%
Foster	2	4	100.00%
<b>Others</b>	<b>26</b>	<b>73</b>	<b>180.77%</b>
Spay/Neuter	26	72	176.92%
Adoption	24	53	120.83%
Transfer to Partner	2	16	700.00%
Foster	0	2	200.00%
Other Outcomes	0	1	100.00%
Other Surgery	0	1	100.00%
Other Outcomes	0	1	100.00%

# The Animal Foundation Dashboard



All of us for all of them.

## Public Services

	08/01/18 to 08/31/18	08/01/19 to 08/31/19	Percent Change
<b>Dogs</b>	<b>1,505</b>	<b>1,503</b>	<b>-0.13%</b>
Owner Requested Euthanasia	188	181	-3.72%
Public S/N Clinic - Microchips Implanted	65	56	-13.85%
Public S/N Clinic - Surgeries	170	177	4.12%
Public S/N Clinic - Animals Vaccinated	105	102	-2.86%
Bordetella	98	84	-14.29%
DAPPv	95	91	-4.21%
Deworming	14	38	171.43%
Rabies	82	81	-1.22%
Vaccine Clinic - Microchips Implanted	90	99	10.00%
Vaccine Clinic - Animals Vaccinated	1,145	1,152	0.61%
Bordetella	865	663	-23.35%
DAPPv	1,102	1,091	-1.00%
Deworming	587	572	-2.56%
K9 H3N2	111	28	-74.77%
Rabies	572	597	4.37%
<b>Cats</b>	<b>274</b>	<b>379</b>	<b>38.32%</b>
Owner Requested Euthanasia	49	43	-12.24%
Public S/N Clinic - Feline Testing - Cats Tested	2	5	150.00%
Public S/N Clinic - Microchips Implanted	31	52	67.74%
Public S/N Clinic - Surgeries	64	121	89.06%
Public S/N Clinic - Animals Vaccinated	56	107	91.07%
Deworming	13	55	323.08%
FeLV	14	38	171.43%
FRCPC	55	106	92.73%
Rabies	54	96	77.78%
Vaccine Clinic - Microchips Implanted	15	18	20.00%
Vaccine Clinic - Animals Vaccinated	160	219	36.88%
Deworming	47	89	89.36%
FeLV	37	47	27.03%
FRCPC	148	202	36.49%
Rabies	105	154	46.67%
<b>Others</b>	<b>5</b>	<b>2</b>	<b>-60.00%</b>
Owner Requested Euthanasia	5	2	-60.00%

# The Animal Foundation Dashboard



All of us for all of them.

Current Inventory as of 01/15/2020 10:17

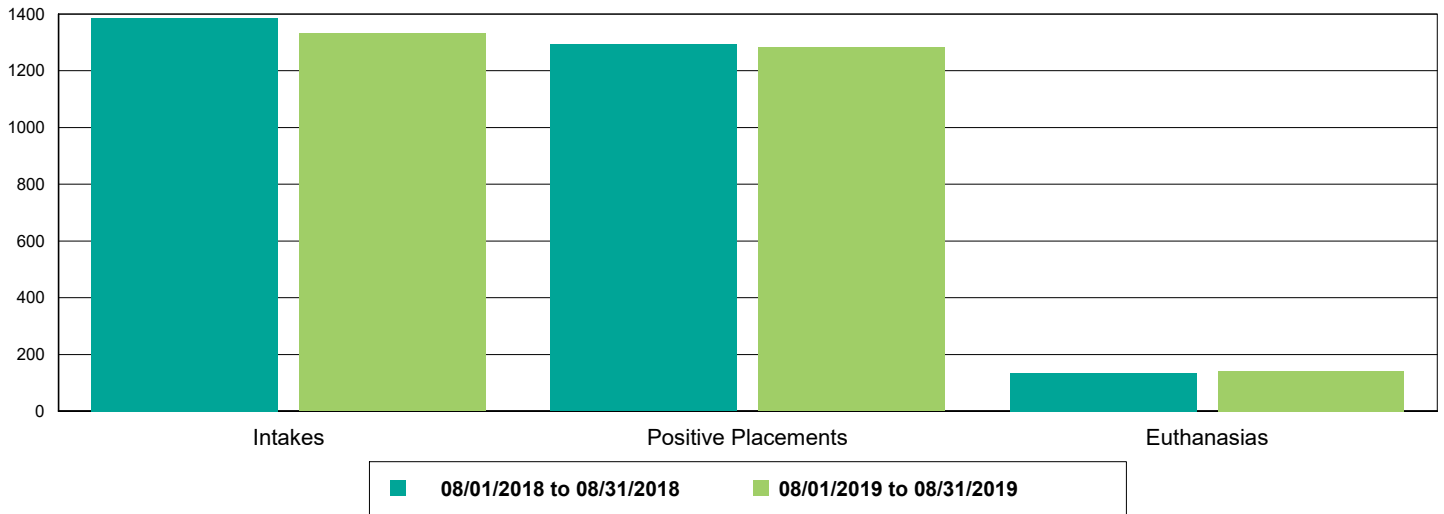
<b>All Jurisdictions</b>	<b>659</b>
<b>Cats</b>	<b>170</b>
BUNGALOWS	14
EAC	4
FOSTER	95
LIED	56
OFFSITE	1
<b>Dogs</b>	<b>429</b>
BUNGALOWS	99
EAC	17
FOSTER	107
LIED	189
OFFSITE	6
WVC	11
<b>Others</b>	<b>60</b>
FOSTER	22
LIED	32
OFFSITE	5
TENT	1

# The Animal Foundation Dashboard

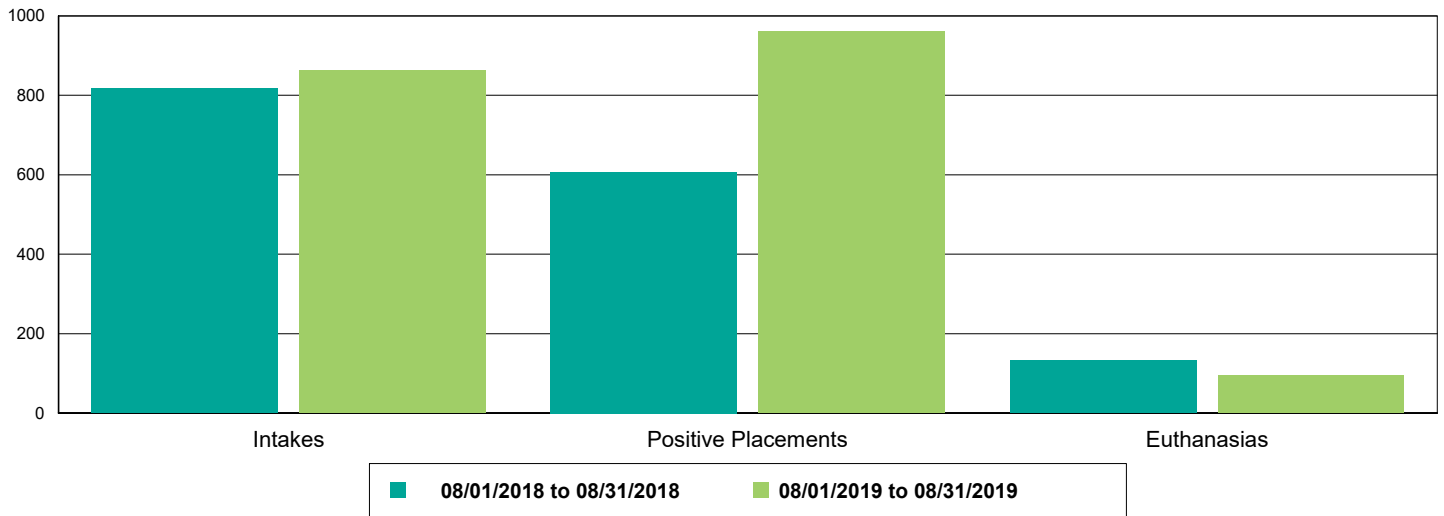


All of us for all of them.

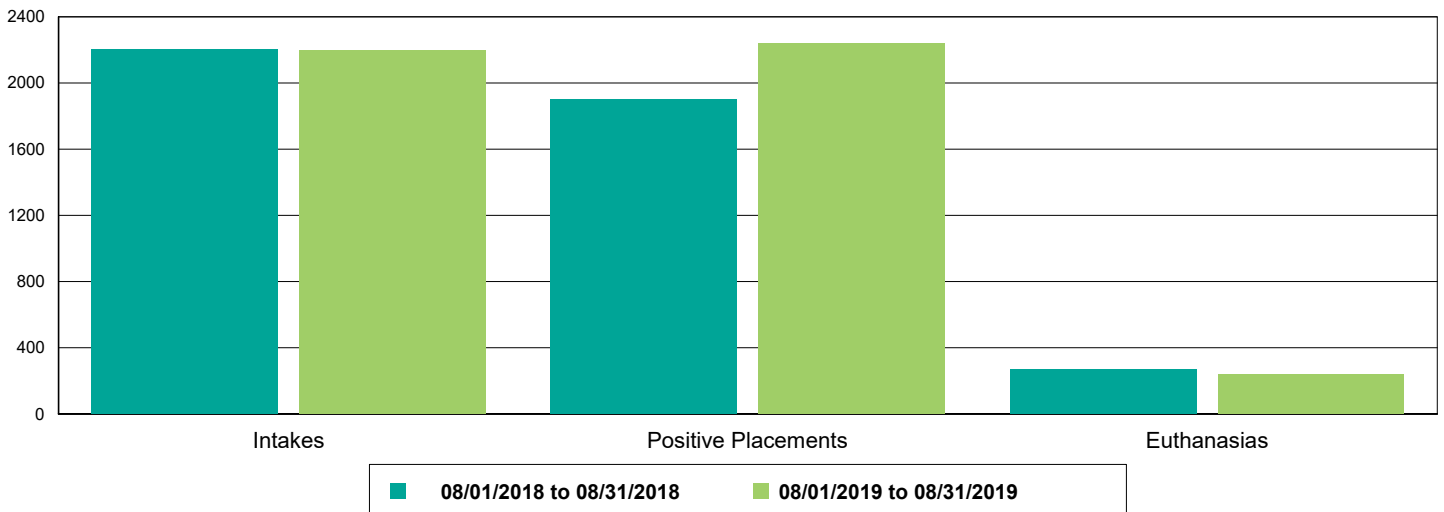
## Dog Intakes, Positive Placements, and Euthanasias



## Cat Intakes, Positive Placements, and Euthanasias



## Dogs And Cats Intakes, Positive Placements, and Euthanasias

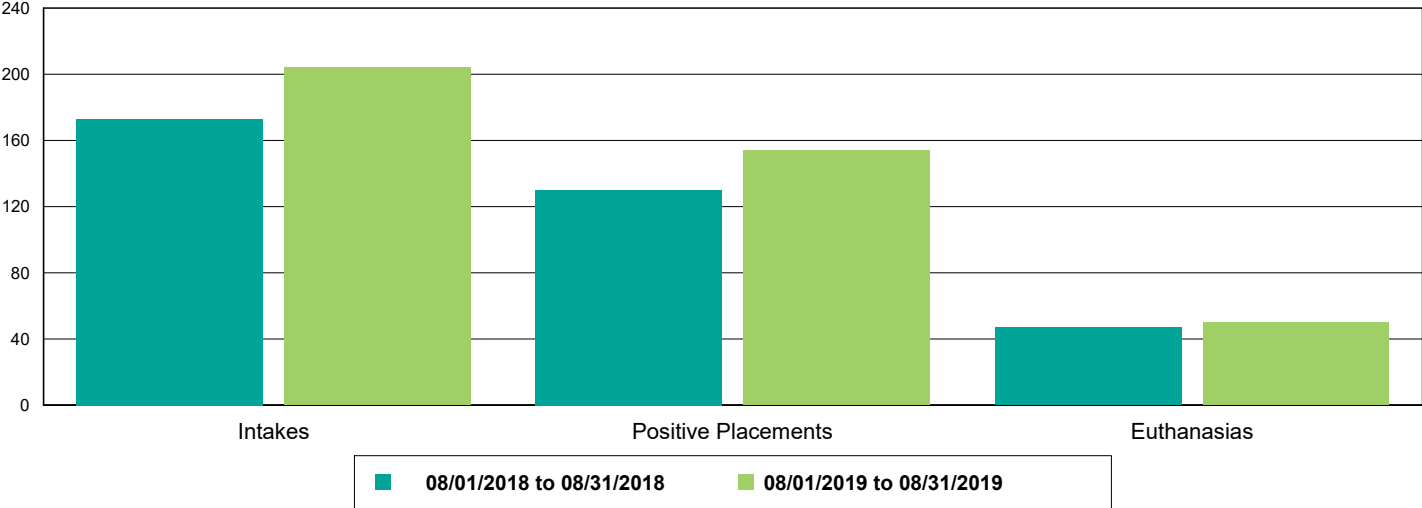


# The Animal Foundation Dashboard



All of us for all of them.

## Other Intakes, Positive Placements, and Euthanasias





# The Animal Foundation Dashboard



All of us for all of them.

## Live Release, Euthanasia, and Adoption Return Rates

08/01/18 to 08/31/18

08/01/19 to 08/31/19

Percent Change

### All Jurisdictions

#### Total

Live Release Rate	85.69%	89.09%	3.96%
Euthanasia Rate	12.72%	10.03%	-21.13%
Adoption Return Rate	6.65%	5.64%	-15.11%

#### Dogs and Cats

Live Release Rate	86.36%	89.89%	4.09%
Euthanasia Rate	12.19%	9.47%	-22.33%
Adoption Return Rate	6.78%	5.81%	-14.37%

#### Young (<= 5 mo)

Live Release Rate	83.88%	93.45%	11.41%
Euthanasia Rate	9.57%	4.84%	-49.47%
Adoption Return Rate	2.56%	1.77%	-30.82%

#### Adult (>= 6 mo)

Live Release Rate	86.90%	88.66%	2.02%
Euthanasia Rate	12.76%	11.07%	-13.28%
Adoption Return Rate	8.10%	7.85%	-3.07%

#### Dogs

Live Release Rate	90.22%	89.89%	-0.36%
Euthanasia Rate	9.43%	9.96%	5.70%
Adoption Return Rate	8.73%	8.09%	-7.32%

#### Young (<= 5 mo)

Live Release Rate	97.62%	98.00%	0.39%
Euthanasia Rate	2.38%	2.00%	-16.00%
Adoption Return Rate	4.62%	1.18%	-74.51%

#### Adult (>= 6 mo)

Live Release Rate	89.76%	89.28%	-0.53%
Euthanasia Rate	9.87%	10.57%	7.09%
Adoption Return Rate	9.15%	9.01%	-1.54%

#### Cats

Live Release Rate	79.14%	89.89%	13.58%
Euthanasia Rate	17.34%	8.80%	-49.24%
Adoption Return Rate	3.64%	3.09%	-14.90%

#### Young (<= 5 mo)

Live Release Rate	80.19%	92.61%	15.48%
Euthanasia Rate	11.50%	5.36%	-53.39%
Adoption Return Rate	1.92%	1.91%	-0.55%

#### Adult (>= 6 mo)

Live Release Rate	78.41%	87.10%	11.07%
Euthanasia Rate	21.37%	12.33%	-42.27%
Adoption Return Rate	5.17%	4.84%	-6.45%

#### Others

Live Release Rate	69.89%	70.64%	1.07%
Euthanasia Rate	25.27%	22.94%	-9.23%
Adoption Return Rate	3.30%	1.77%	-46.31%

# The Animal Foundation Dashboard



All of us for all of them.

### Young (<= 5 mo)

<b>Live Release Rate</b>	81.82%	95.24%	16.40%
<b>Euthanasia Rate</b>	9.09%	0.00%	-100.00%
<b>Adoption Return Rate</b>	0.00%	0.00%	0.00%

### Adult (>= 6 mo)

<b>Live Release Rate</b>	69.14%	68.02%	-1.62%
<b>Euthanasia Rate</b>	26.29%	25.38%	-3.44%
<b>Adoption Return Rate</b>	3.66%	1.96%	-46.41%