

The Animal Foundation Dashboard



All of us for all of them.

Intake Totals

	02/01/24 to 02/29/24	02/01/25 to 02/28/25	Percent Change
All Jurisdictions	1,637	1,903	16.25%
Dogs	1,010	1,175	16.34%
Picked up by Animal Control	749	704	-6.01%
Stray Animals	444	423	-4.73%
Owner Surrenders	92	84	-8.70%
Confiscations	213	197	-7.51%
Dropped off at The Animal Foundation	261	471	80.46%
Stray Animals	167	295	76.65%
Owner Surrenders	68	142	108.82%
Adoption Returns	21	30	42.86%
Born at TAF	5	4	-20.00%
Cats	538	529	-1.67%
Picked up by Animal Control	351	287	-18.23%
Stray Animals	169	206	21.89%
Owner Surrenders	116	27	-76.72%
Confiscations	66	54	-18.18%
Dropped off at The Animal Foundation	187	242	29.41%
Stray Animals	130	183	40.77%
Owner Surrenders	39	50	28.21%
Adoption Returns	1	3	200.00%
Born at TAF	17	6	-64.71%
Others	89	199	123.60%
Picked up by Animal Control	46	134	191.30%
Stray Animals	23	22	-4.35%
Owner Surrenders	1	13	1,200.00%
Confiscations	22	99	350.00%
Dropped off at The Animal Foundation	43	65	51.16%
Stray Animals	17	15	-11.76%
Owner Surrenders	26	13	-50.00%
Adoption Returns	0	1	100.00%
Born at TAF	0	36	3,600.00%

The Animal Foundation Dashboard



All of us for all of them.

Outcome Totals

	02/01/24 to 02/29/24	02/01/25 to 02/28/25	Percent Change
All Jurisdictions	1,439	1,774	23.28%
Dogs	890	1,121	25.96%
Adoption	292	414	41.78%
Died	5	4	-20.00%
Euthanasia	136	188	38.24%
Missing/Escaped	6	14	133.33%
Returned to Owner	302	317	4.97%
Transfer	149	184	23.49%
Cats	462	533	15.37%
Adoption	124	205	65.32%
Died	13	10	-23.08%
Euthanasia	92	81	-11.96%
Missing/Escaped	2	1	-50.00%
Returned to Owner	30	32	6.67%
RTF	20	31	55.00%
SNR	110	150	36.36%
Transfer	71	23	-67.61%
Others	87	120	37.93%
Adoption	47	47	0.00%
Died	2	5	150.00%
Euthanasia	19	59	210.53%
Missing/Escaped	1	2	100.00%
Returned to Owner	4	3	-25.00%
Transfer	14	4	-71.43%

Foster Statistics

02/01/24 to 02/29/24

02/01/25 to 02/28/25

Percent Change

All Jurisdictions

Total

Animals Sent to Foster	399	181	-54.64%
Animal Returned from Foster	140	251	79.29%
Foster Parents	370	120	-67.57%
Avg. Time in Foster	94	121	29.13%

Dogs

Animals Sent to Foster	300	110	-63.33%
Animal Returned from Foster	84	170	102.38%
Foster Parents	286	92	-67.83%
Avg. Time in Foster	88	111	26.24%

Cats

Animals Sent to Foster	99	71	-28.28%
Animal Returned from Foster	55	81	47.27%
Foster Parents	84	28	-66.67%
Avg. Time in Foster	105	144	36.89%

Others

Animals Sent to Foster	0	0	0.00%
Animal Returned from Foster	1	0	-100.00%
Foster Parents	0	0	0.00%
Avg. Time in Foster	14	0	-100.00%

Shelter Surgery Totals

	2/1/24 to 2/29/24	2/1/25 to 2/28/25	Percent Change
All Jurisdictions	684	805	17.69%
Dogs	395	536	35.70%
Spay/Neuter	395	535	35.44%
Adoption	175	141	-19.43%
Transfer to Partner	42	54	28.57%
Returned to Owner	122	177	45.08%
Foster	51	157	207.84%
Other Outcomes	5	6	20.00%
Other Surgery	0	1	100.00%
Transfer to Partner	0	1	100.00%
Cats	280	268	-4.29%
Spay/Neuter	280	268	-4.29%
Adoption	71	88	23.94%
Transfer to Partner	20	4	-80.00%
Returned to Owner	12	14	16.67%
SNR	87	96	10.34%
TNR	15	0	-100.00%
Foster	72	66	-8.33%
Other Outcomes	3	0	-100.00%
Others	9	1	-88.89%
Spay/Neuter	9	1	-88.89%
Adoption	5	1	-80.00%
Transfer to Partner	4	0	-100.00%

The Animal Foundation Dashboard

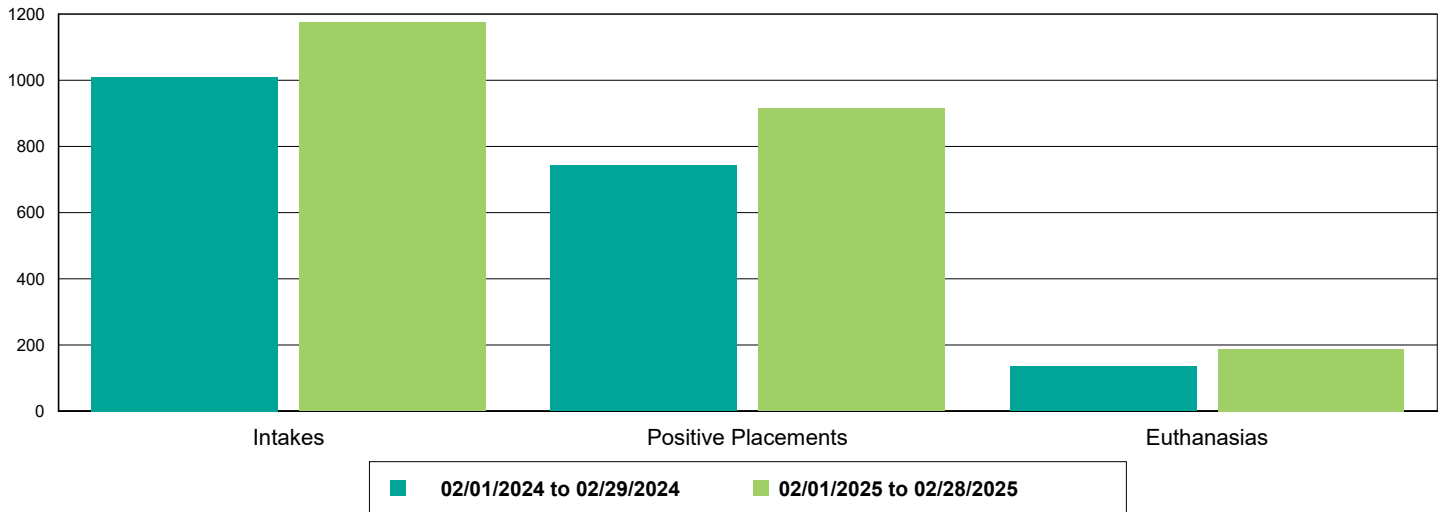


All of us for all of them.

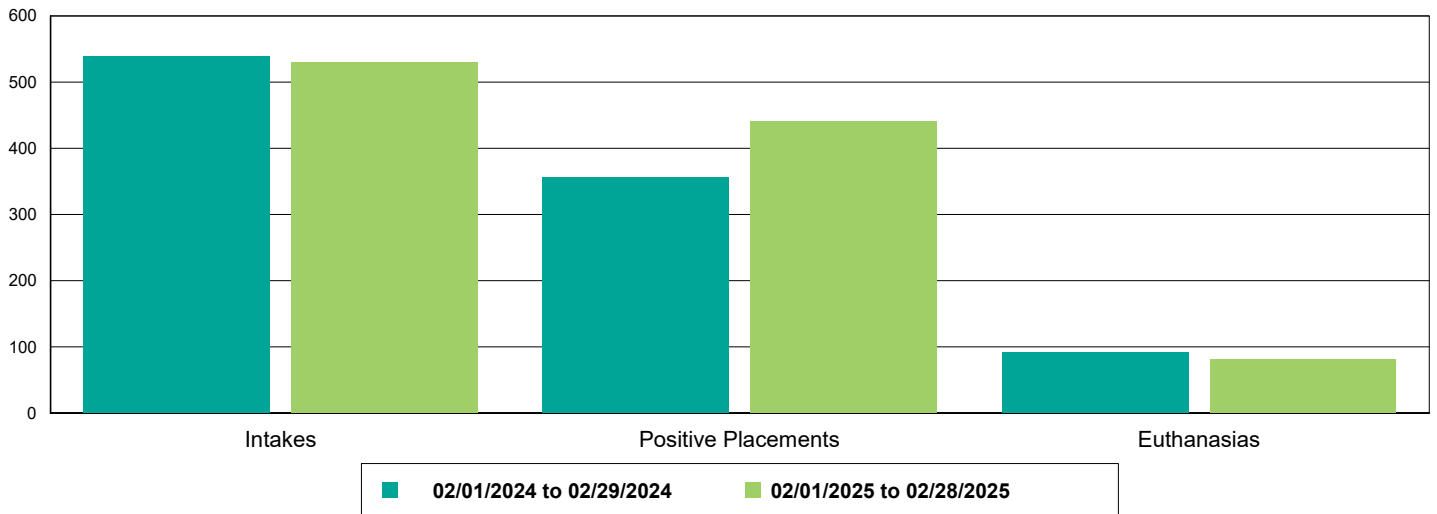
Public Services

	02/01/24 to 02/29/24	02/01/25 to 02/28/25	Percent Change
Dogs	664	802	20.78%
Owner Requested Euthanasia	62	70	12.90%
Vaccine Clinic - Animals Vaccinated	602	732	21.59%
Bordetella	354	308	-12.99%
Canine Influenza	0	114	11,400.00%
DAPPv	547	603	10.24%
DEWORM	372	296	-20.43%
LEPTO 4	0	52	5,200.00%
MICROCHIP	92	127	38.04%
Rabies	394	492	24.87%
Cats	150	204	36.00%
Owner Requested Euthanasia	20	12	-40.00%
Vaccine Clinic - Animals Vaccinated	130	192	47.69%
DEWORM	85	84	-1.18%
FeLV	1	11	1,000.00%
FRCPC	123	164	33.33%
MICROCHIP	18	40	122.22%
Rabies	96	132	37.50%
Others	1	0	-100.00%
Owner Requested Euthanasia	1	0	-100.00%

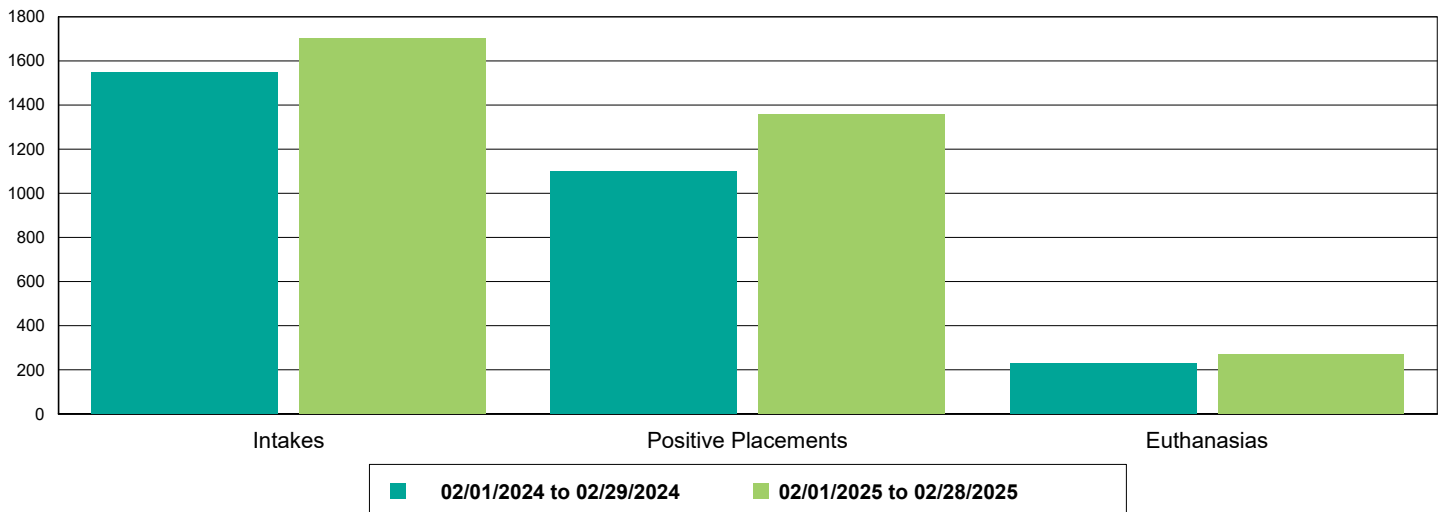
Dog Intakes, Positive Placements, and Euthanasias



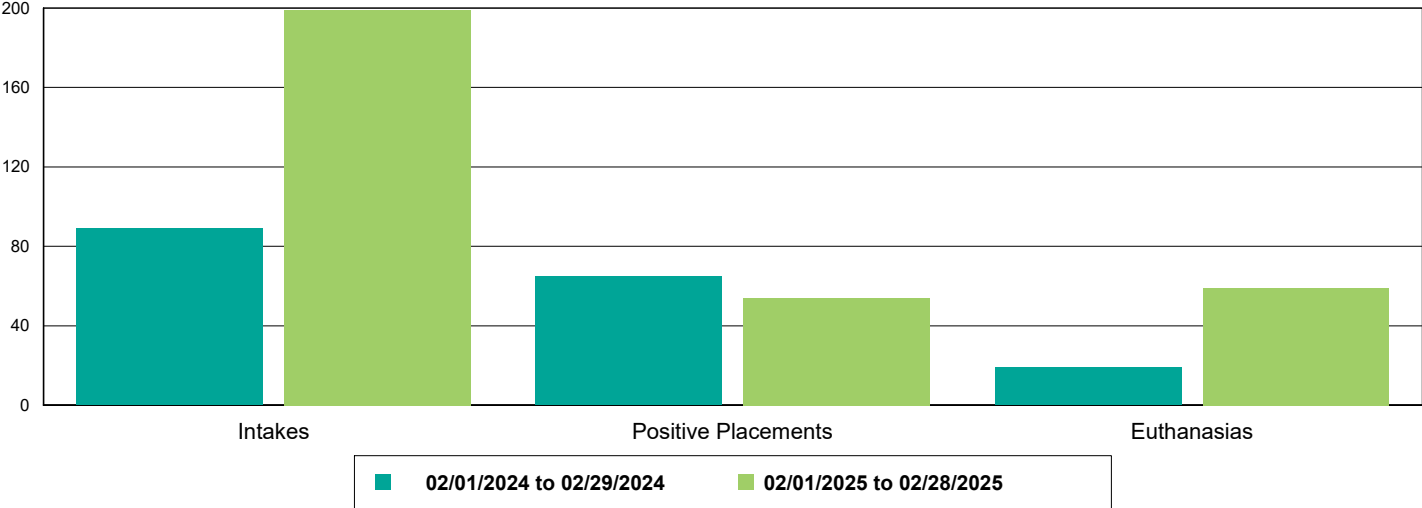
Cat Intakes, Positive Placements, and Euthanasias



Dogs And Cats Intakes, Positive Placements, and Euthanasias



Other Intakes, Positive Placements, and Euthanasias



Live Release, Euthanasia, and Adoption Return Rates

02/01/24 to 02/29/24

02/01/25 to 02/28/25

Percent Change

All Jurisdictions

Total

Live Release Rate	80.82%	79.48%	-1.66%
Euthanasia Rate	17.16%	18.49%	7.72%
Adoption Return Rate	4.75%	5.11%	7.44%

Dogs and Cats

Live Release Rate	81.21%	81.98%	0.95%
Euthanasia Rate	16.86%	16.26%	-3.56%
Adoption Return Rate	5.29%	5.33%	0.81%

Young (<= 5 mo)

Live Release Rate	89.21%	86.42%	-3.13%
Euthanasia Rate	7.19%	11.11%	54.44%
Adoption Return Rate	0.00%	2.33%	232.56%

Adult (>= 6 mo)

Live Release Rate	80.30%	81.50%	1.50%
Euthanasia Rate	17.97%	16.82%	-6.39%
Adoption Return Rate	6.09%	5.82%	-4.56%

Dogs

Live Release Rate	83.48%	81.62%	-2.23%
Euthanasia Rate	15.28%	16.77%	9.75%
Adoption Return Rate	7.19%	7.25%	0.76%

Young (<= 5 mo)

Live Release Rate	96.77%	92.16%	-4.77%
Euthanasia Rate	3.23%	7.84%	143.14%
Adoption Return Rate	0.00%	10.00%	1,000.00%

Adult (>= 6 mo)

Live Release Rate	82.49%	81.12%	-1.66%
Euthanasia Rate	16.18%	17.20%	6.26%
Adoption Return Rate	7.84%	7.11%	-9.31%

Cats

Live Release Rate	76.84%	82.74%	7.68%
Euthanasia Rate	19.91%	15.20%	-23.68%
Adoption Return Rate	0.81%	1.46%	81.46%

Young (<= 5 mo)

Live Release Rate	83.12%	83.78%	0.80%
Euthanasia Rate	10.39%	12.61%	21.40%
Adoption Return Rate	0.00%	0.00%	0.00%

Adult (>= 6 mo)

Live Release Rate	75.58%	82.46%	9.10%
Euthanasia Rate	21.82%	15.88%	-27.23%
Adoption Return Rate	1.08%	2.16%	100.72%

The Animal Foundation Dashboard



All of us for all of them.

Others			
Live Release Rate	74.71%	45.00%	-39.77%
Euthanasia Rate	21.84%	49.17%	125.13%
Adoption Return Rate	0.00%	2.13%	212.77%
Young (<= 5 mo)			
Live Release Rate	100.00%	8.00%	-92.00%
Euthanasia Rate	0.00%	92.00%	9,200.00%
Adoption Return Rate	0.00%	0.00%	0.00%
Adult (>= 6 mo)			
Live Release Rate	71.79%	54.74%	-23.76%
Euthanasia Rate	24.36%	37.89%	55.57%
Adoption Return Rate	0.00%	2.22%	222.22%