

The Animal Foundation Dashboard



All of us for all of them.

Intake Totals

	10/01/19 to 10/31/19	10/01/20 to 10/31/20	Percent Change
All Jurisdictions	2,369	1,566	-33.90%
Dogs	1,344	853	-36.53%
Picked up by Animal Control	791	469	-40.71%
Stray Animals	543	320	-41.07%
Owner Surrenders	46	15	-67.39%
Confiscations	202	134	-33.66%
Dropped off at The Animal Foundation	553	384	-30.56%
Stray Animals	416	284	-31.73%
Owner Surrenders	85	57	-32.94%
Adoption Returns	52	43	-17.31%
Cats	776	576	-25.77%
Picked up by Animal Control	317	285	-10.09%
Stray Animals	205	204	-0.49%
Owner Surrenders	47	18	-61.70%
Confiscations	65	63	-3.08%
Dropped off at The Animal Foundation	459	291	-36.60%
Stray Animals	384	235	-38.80%
Owner Surrenders	59	41	-30.51%
Adoption Returns	14	11	-21.43%
Born at TAF	2	4	100.00%
Others	249	137	-44.98%
Picked up by Animal Control	217	98	-54.84%
Stray Animals	53	80	50.94%
Owner Surrenders	1	5	400.00%
Confiscations	163	13	-92.02%
Dropped off at The Animal Foundation	32	39	21.88%
Stray Animals	25	17	-32.00%
Owner Surrenders	6	22	266.67%
Adoption Returns	1	0	-100.00%

The Animal Foundation Dashboard



All of us for all of them.

Outcome Totals

	10/01/19 to 10/31/19	10/01/20 to 10/31/20	Percent Change
All Jurisdictions	2,510	1,545	-38.45%
Dogs	1,409	821	-41.73%
Adoption	613	370	-39.64%
Died	1	1	0.00%
Euthanasia	122	75	-38.52%
Missing/Escaped	1	0	-100.00%
Returned to Owner	475	288	-39.37%
Transfer	197	87	-55.84%
Cats	794	579	-27.08%
Adoption	420	340	-19.05%
Died	11	3	-72.73%
Euthanasia	104	65	-37.50%
Returned to Owner	24	27	12.50%
RTF	31	26	-16.13%
SNR	140	76	-45.71%
Transfer	64	42	-34.38%
Others	307	145	-52.77%
Adoption	143	69	-51.75%
Died	13	1	-92.31%
Euthanasia	26	38	46.15%
Missing/Escaped	2	0	-100.00%
Returned to Owner	98	7	-92.86%
RTF	1	3	200.00%
Transfer	24	27	12.50%

The Animal Foundation Dashboard



All of us for all of them.

Foster Statistics

10/01/19 to 10/31/19

10/01/20 to 10/31/20

Percent Change

All Jurisdictions

Total

Animals Sent to Foster	326	227	-30.37%
Animal Returned from Foster	372	263	-29.30%
Foster Parents	206	157	-23.79%
Avg. Time in Foster	38	32	-15.05%

Dogs

Animals Sent to Foster	129	71	-44.96%
Animal Returned from Foster	130	69	-46.92%
Foster Parents	112	69	-38.39%
Avg. Time in Foster	20	22	12.04%

Cats

Animals Sent to Foster	180	146	-18.89%
Animal Returned from Foster	218	177	-18.81%
Foster Parents	93	85	-8.60%
Avg. Time in Foster	48	38	-20.70%

Others

Animals Sent to Foster	17	10	-41.18%
Animal Returned from Foster	24	17	-29.17%
Foster Parents	4	3	-25.00%
Avg. Time in Foster	45	13	-72.02%

The Animal Foundation Dashboard



All of us for all of them.

Shelter Surgery Totals

	10/1/2019 to 10/31/201	10/1/2020 to 10/31/202	Percent Change
All Jurisdictions	1,466	1,163	-20.67%
Dogs	709	470	-33.71%
Spay/Neuter	701	469	-33.10%
Adoption	400	222	-44.50%
Transfer to Partner	89	46	-48.31%
Returned to Owner	156	148	-5.13%
Foster	48	49	2.08%
Other Outcomes	8	4	-50.00%
Other Surgery	8	1	-87.50%
Adoption	5	0	-100.00%
Returned to Owner	3	0	-100.00%
Foster	0	1	100.00%
Cats	740	681	-7.97%
Spay/Neuter	735	676	-8.03%
Adoption	284	254	-10.56%
Transfer to Partner	3	10	233.33%
Returned to Owner	7	36	414.29%
SNR	141	79	-43.97%
TNR	267	269	0.75%
Foster	25	23	-8.00%
Other Outcomes	8	5	-37.50%
Other Surgery	5	5	0.00%
Returned to Owner	2	2	0.00%
SNR	1	1	0.00%
RTF	0	1	100.00%
Foster	1	0	-100.00%
Other Outcomes	1	1	0.00%
Others	17	12	-29.41%
Spay/Neuter	17	12	-29.41%
Adoption	15	7	-53.33%
Transfer to Partner	0	2	200.00%
Returned to Owner	1	2	100.00%
Other Outcomes	1	1	0.00%

The Animal Foundation Dashboard



All of us for all of them.

Public Services

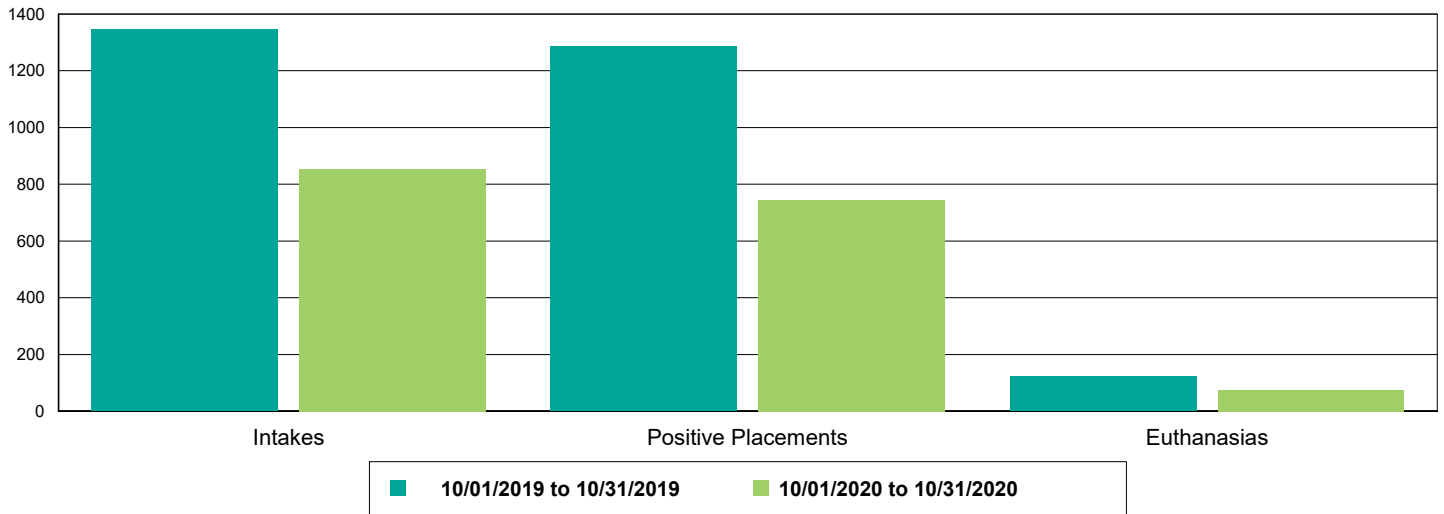
	10/01/19 to 10/31/19	10/01/20 to 10/31/20	Percent Change
Dogs	1,691	894	-47.13%
Owner Requested Euthanasia	174	187	7.47%
Public S/N Clinic - Microchips Implanted	88	9	-89.77%
Public S/N Clinic - Surgeries	227	46	-79.74%
Public S/N Clinic - Animals Vaccinated	132	28	-78.79%
Bordetella	98	26	-73.47%
DAPPv	121	26	-78.51%
Deworming	42	2	-95.24%
Rabies	103	22	-78.64%
Vaccine Clinic - Microchips Implanted	126	65	-48.41%
Vaccine Clinic - Animals Vaccinated	1,280	659	-48.52%
Bordetella	681	296	-56.53%
DAPPv	1,162	604	-48.02%
Deworming	690	337	-51.16%
K9 H3N2	34	12	-64.71%
Rabies	759	391	-48.48%
Cats	375	227	-39.47%
Owner Requested Euthanasia	48	55	14.58%
Public S/N Clinic - Feline Testing - Cats Tested	3	1	-66.67%
Public S/N Clinic - Microchips Implanted	39	12	-69.23%
Public S/N Clinic - Surgeries	105	26	-75.24%
Public S/N Clinic - Animals Vaccinated	78	21	-73.08%
Deworming	43	14	-67.44%
FeLV	26	1	-96.15%
FRCPC	78	0	-100.00%
Rabies	68	22	-67.65%
Vaccine Clinic - Microchips Implanted	22	9	-59.09%
Vaccine Clinic - Animals Vaccinated	224	145	-35.27%
Deworming	87	94	-8.05%
FeLV	33	9	-72.73%
FRCPC	199	146	-26.63%
Rabies	144	85	-40.97%
Others	1	3	200.00%
Owner Requested Euthanasia	1	3	200.00%

The Animal Foundation Dashboard

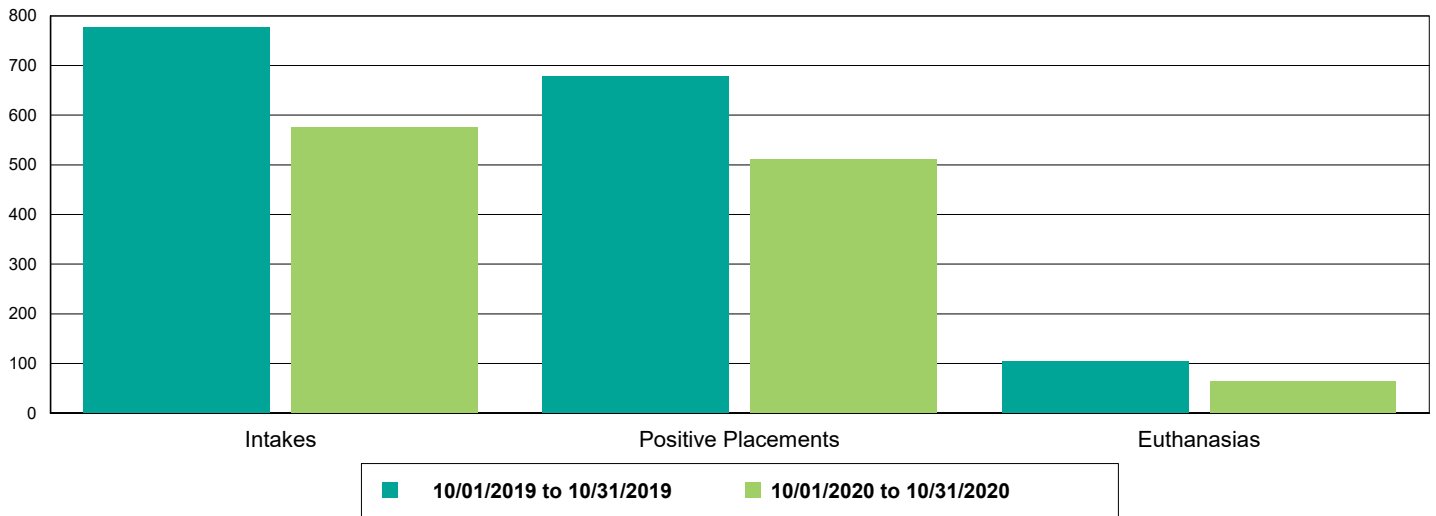


All of us for all of them.

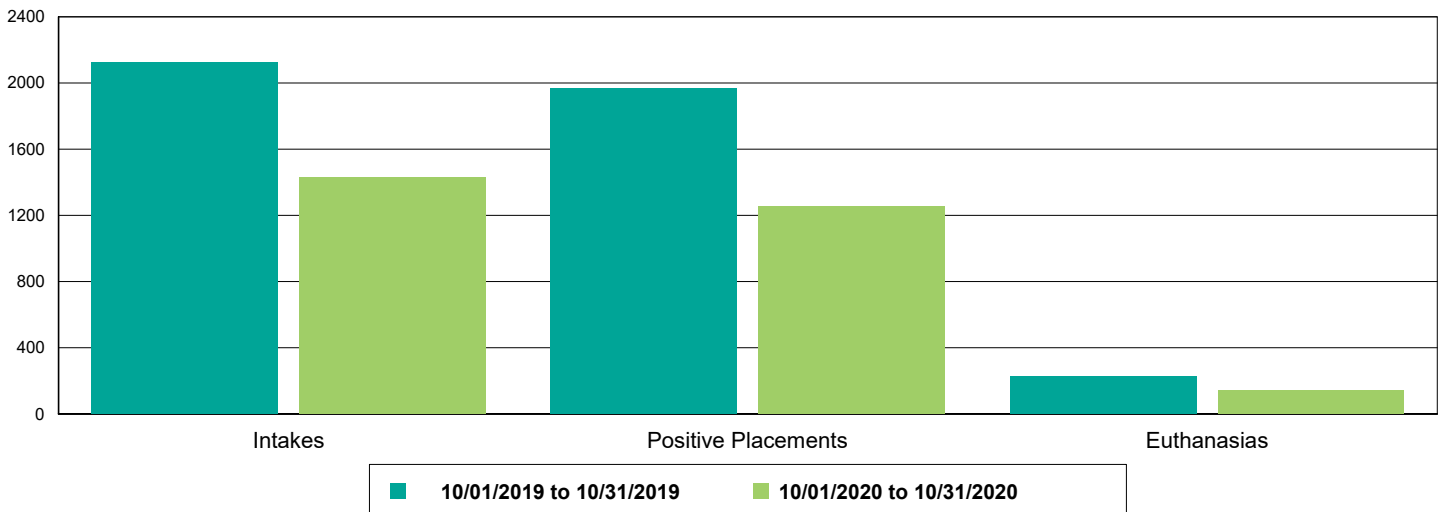
Dog Intakes, Positive Placements, and Euthanasias



Cat Intakes, Positive Placements, and Euthanasias



Dogs And Cats Intakes, Positive Placements, and Euthanasias

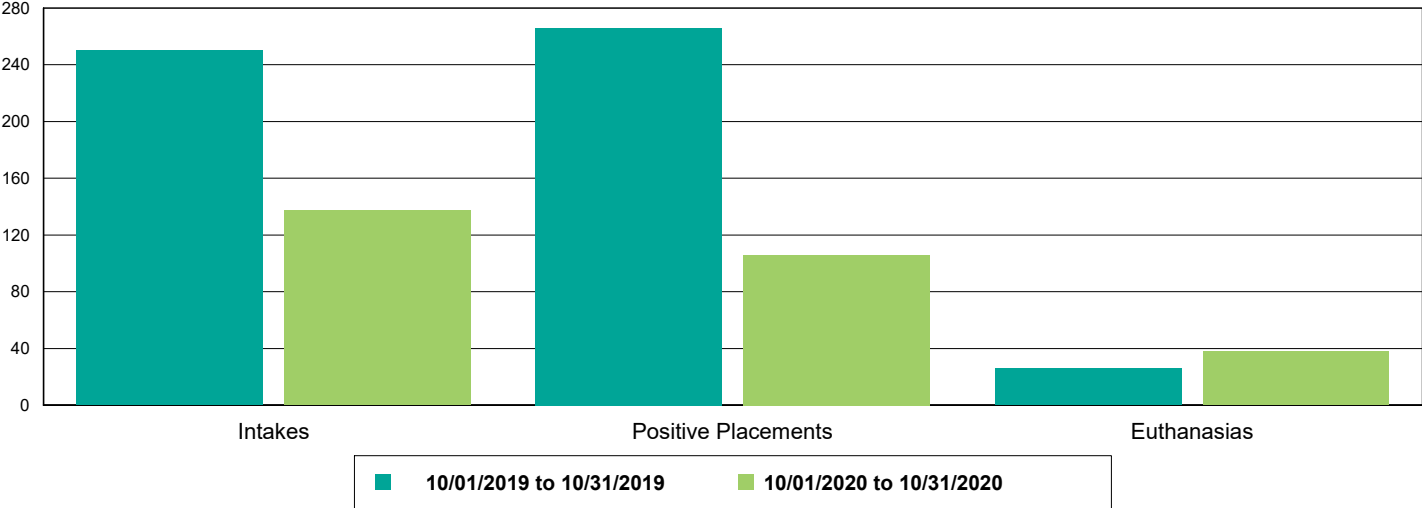


The Animal Foundation Dashboard



All of us for all of them.

Other Intakes, Positive Placements, and Euthanasias



The Animal Foundation Dashboard



All of us for all of them.

Live Release, Euthanasia, and Adoption Return Rates

10/01/19 to 10/31/19

10/01/20 to 10/31/20

Percent Change

All Jurisdictions

Total

Live Release Rate	88.99%	88.90%	-0.11%
Euthanasia Rate	10.14%	10.80%	6.51%
Adoption Return Rate	6.02%	7.25%	20.58%

Dogs and Cats

Live Release Rate	89.16%	89.71%	0.63%
Euthanasia Rate	10.25%	10.00%	-2.48%
Adoption Return Rate	6.38%	7.61%	19.15%

Young (<= 5 mo)

Live Release Rate	87.05%	95.30%	9.48%
Euthanasia Rate	10.55%	4.36%	-58.66%
Adoption Return Rate	2.12%	4.07%	91.73%

Adult (>= 6 mo)

Live Release Rate	89.65%	88.20%	-1.61%
Euthanasia Rate	10.18%	11.52%	13.16%
Adoption Return Rate	7.99%	9.48%	18.69%

Dogs

Live Release Rate	91.21%	90.74%	-0.51%
Euthanasia Rate	8.65%	9.14%	5.58%
Adoption Return Rate	8.47%	11.62%	37.22%

Young (<= 5 mo)

Live Release Rate	97.40%	91.67%	-5.89%
Euthanasia Rate	2.60%	8.33%	220.83%
Adoption Return Rate	1.92%	3.57%	85.71%

Adult (>= 6 mo)

Live Release Rate	90.85%	90.70%	-0.16%
Euthanasia Rate	9.00%	9.17%	1.89%
Adoption Return Rate	9.07%	12.28%	35.33%

Cats

Live Release Rate	85.52%	88.26%	3.20%
Euthanasia Rate	13.10%	11.23%	-14.29%
Adoption Return Rate	3.33%	3.24%	-2.94%

Young (<= 5 mo)

Live Release Rate	84.71%	95.80%	13.10%
Euthanasia Rate	12.35%	3.82%	-69.10%
Adoption Return Rate	2.16%	4.13%	90.73%

Adult (>= 6 mo)

Live Release Rate	86.12%	82.02%	-4.77%
Euthanasia Rate	13.66%	17.35%	27.05%
Adoption Return Rate	4.76%	1.64%	-65.57%

Others

Live Release Rate	86.64%	73.10%	-15.63%
Euthanasia Rate	8.47%	26.21%	209.44%
Adoption Return Rate	0.70%	0.00%	-100.00%

The Animal Foundation Dashboard



All of us for all of them.

Young (<= 5 mo)

Live Release Rate	73.33%	100.00%	36.36%
Euthanasia Rate	0.00%	0.00%	0.00%
Adoption Return Rate	0.00%	0.00%	0.00%

Adult (>= 6 mo)

Live Release Rate	87.33%	70.68%	-19.07%
Euthanasia Rate	8.90%	28.57%	220.88%
Adoption Return Rate	0.76%	0.00%	-100.00%