

# The Animal Foundation Dashboard



All of us for all of them.

## Intake Totals

	02/01/19 to 02/28/19	02/01/20 to 02/29/20	Percent Change
<b>All Jurisdictions</b>	<b>1,652</b>	<b>1,990</b>	<b>20.46%</b>
<b>Dogs</b>	<b>1,212</b>	<b>1,333</b>	<b>9.98%</b>
<b>Picked up by Animal Control</b>	649	812	25.12%
<b>Stray Animals</b>	433	499	15.24%
<b>Owner Surrenders</b>	65	66	1.54%
<b>Confiscations</b>	151	247	63.58%
<b>Dropped off at The Animal Foundation</b>	563	521	-7.46%
<b>Stray Animals</b>	411	411	0.00%
<b>Owner Surrenders</b>	114	56	-50.88%
<b>Adoption Returns</b>	38	54	42.11%
<b>Cats</b>	<b>378</b>	<b>468</b>	<b>23.81%</b>
<b>Picked up by Animal Control</b>	145	251	73.10%
<b>Stray Animals</b>	89	131	47.19%
<b>Owner Surrenders</b>	16	13	-18.75%
<b>Confiscations</b>	40	107	167.50%
<b>Dropped off at The Animal Foundation</b>	233	217	-6.87%
<b>Stray Animals</b>	176	173	-1.70%
<b>Owner Surrenders</b>	44	31	-29.55%
<b>Adoption Returns</b>	5	9	80.00%
<b>Born at TAF</b>	8	4	-50.00%
<b>Others</b>	<b>62</b>	<b>189</b>	<b>204.84%</b>
<b>Picked up by Animal Control</b>	35	137	291.43%
<b>Stray Animals</b>	26	41	57.69%
<b>Owner Surrenders</b>	0	66	6,600.00%
<b>Confiscations</b>	9	30	233.33%
<b>Dropped off at The Animal Foundation</b>	27	52	92.59%
<b>Stray Animals</b>	26	44	69.23%
<b>Owner Surrenders</b>	0	6	600.00%
<b>Adoption Returns</b>	1	2	100.00%

# The Animal Foundation Dashboard



All of us for all of them.

## Outcome Totals

	02/01/19 to 02/28/19	02/01/20 to 02/29/20	Percent Change
<b>All Jurisdictions</b>	<b>1,668</b>	<b>1,983</b>	<b>18.88%</b>
<b>Dogs</b>	<b>1,187</b>	<b>1,350</b>	<b>13.73%</b>
Adoption	548	605	10.40%
Died	2	2	0.00%
Euthanasia	105	119	13.33%
Missing/Escaped	0	3	300.00%
No Service	0	1	100.00%
Returned to Owner	334	467	39.82%
Transfer	198	153	-22.73%
<b>Cats</b>	<b>386</b>	<b>468</b>	<b>21.24%</b>
Adoption	176	215	22.16%
Died	9	7	-22.22%
Euthanasia	48	41	-14.58%
Returned to Owner	16	26	62.50%
RTF	14	28	100.00%
SNR	77	100	29.87%
Transfer	46	51	10.87%
<b>Others</b>	<b>95</b>	<b>165</b>	<b>73.68%</b>
Adoption	69	46	-33.33%
Died	2	8	300.00%
Euthanasia	11	28	154.55%
Returned to Owner	6	1	-83.33%
RTF	0	1	100.00%
Transfer	7	81	1,057.14%

# The Animal Foundation Dashboard



All of us for all of them.

## Foster Statistics

02/01/19 to 02/28/19

02/01/20 to 02/29/20

Percent Change

### All Jurisdictions

#### Total

Animals Sent to Foster	199	188	-5.53%
Animal Returned from Foster	168	212	26.19%
Foster Parents	143	135	-5.59%
Avg. Time in Foster	24	23	-3.14%

#### Dogs

Animals Sent to Foster	127	125	-1.57%
Animal Returned from Foster	118	136	15.25%
Foster Parents	106	96	-9.43%
Avg. Time in Foster	18	19	7.77%

#### Cats

Animals Sent to Foster	68	51	-25.00%
Animal Returned from Foster	49	68	38.78%
Foster Parents	33	28	-15.15%
Avg. Time in Foster	38	33	-12.12%

#### Others

Animals Sent to Foster	4	12	200.00%
Animal Returned from Foster	1	8	700.00%
Foster Parents	4	11	175.00%
Avg. Time in Foster	110	13	-88.34%

# The Animal Foundation Dashboard



All of us for all of them.

## Shelter Surgery Totals

	2/1/2019 to 2/28/2019	2/1/2020 to 2/29/2020	Percent Change
<b>All Jurisdictions</b>	<b>895</b>	<b>1,150</b>	<b>28.49%</b>
<b>Dogs</b>	<b>618</b>	<b>628</b>	<b>1.62%</b>
Spay/Neuter	610	616	0.98%
Adoption	353	383	8.50%
Transfer to Partner	82	58	-29.27%
Returned to Owner	125	128	2.40%
Foster	49	46	-6.12%
Other Outcomes	1	1	0.00%
Other Surgery	8	12	50.00%
Adoption	2	5	150.00%
Transfer to Partner	2	1	-50.00%
Returned to Owner	3	2	-33.33%
Foster	0	4	400.00%
Other Outcomes	1	0	-100.00%
<b>Cats</b>	<b>267</b>	<b>481</b>	<b>80.15%</b>
Spay/Neuter	265	478	80.38%
Adoption	80	126	57.50%
Transfer to Partner	7	2	-71.43%
Returned to Owner	4	3	-25.00%
SNR	78	101	29.49%
TNR	79	233	194.94%
Foster	13	10	-23.08%
Other Outcomes	4	3	-25.00%
Other Surgery	2	3	50.00%
Transfer to Partner	0	2	200.00%
Returned to Owner	1	0	-100.00%
RTF	0	1	100.00%
Other Outcomes	1	0	-100.00%
<b>Others</b>	<b>10</b>	<b>41</b>	<b>310.00%</b>
Spay/Neuter	10	39	290.00%
Adoption	9	23	155.56%
Transfer to Partner	0	13	1300.00%
Foster	0	1	100.00%
Other Outcomes	1	2	100.00%
Other Surgery	0	2	200.00%
Adoption	0	2	200.00%

# The Animal Foundation Dashboard



All of us for all of them.

## Public Services

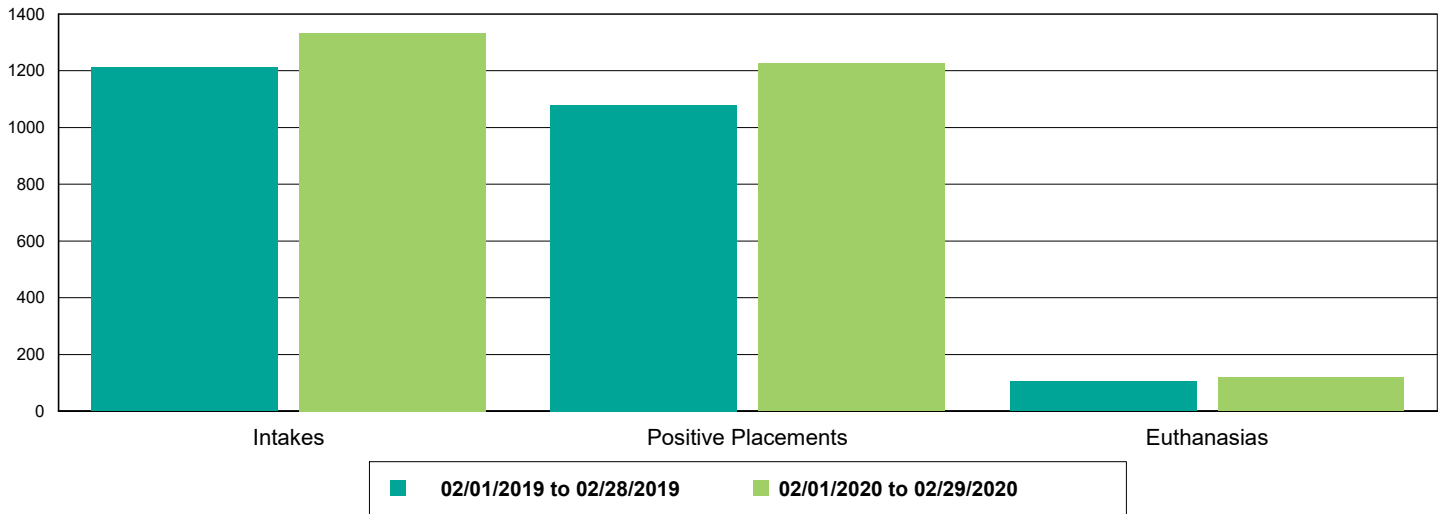
	02/01/19 to 02/28/19	02/01/20 to 02/29/20	Percent Change
<b>Dogs</b>	<b>1,448</b>	<b>1,830</b>	<b>26.38%</b>
Owner Requested Euthanasia	160	188	17.50%
Public S/N Clinic - Microchips Implanted	64	89	39.06%
Public S/N Clinic - Surgeries	185	246	32.97%
Public S/N Clinic - Animals Vaccinated	108	155	43.52%
Bordetella	94	126	34.04%
DAPPv	98	137	39.80%
Deworming	16	51	218.75%
Rabies	91	115	26.37%
Vaccine Clinic - Microchips Implanted	112	77	-31.25%
Vaccine Clinic - Animals Vaccinated	1,106	1,409	27.40%
Bordetella	620	564	-9.03%
DAPPv	1,052	1,357	28.99%
Deworming	601	705	17.30%
FVRCP	0	1	100.00%
K9 H3N2	70	38	-45.71%
Rabies	559	755	35.06%
<b>Cats</b>	<b>232</b>	<b>287</b>	<b>23.71%</b>
Owner Requested Euthanasia	44	54	22.73%
Public S/N Clinic - Feline Testing - Cats Tested	1	2	100.00%
Public S/N Clinic - Microchips Implanted	32	23	-28.13%
Public S/N Clinic - Surgeries	83	107	28.92%
Public S/N Clinic - Animals Vaccinated	70	86	22.86%
Deworming	8	39	387.50%
FeLV	27	18	-33.33%
FRCPC	66	0	-100.00%
Rabies	63	81	28.57%
Vaccine Clinic - Microchips Implanted	6	12	100.00%
Vaccine Clinic - Animals Vaccinated	105	132	25.71%
Deworming	36	57	58.33%
FeLV	34	25	-26.47%
FELV/FIV	0	2	200.00%
FRCPC	81	0	-100.00%
FVRCP	0	119	11,900.00%
Rabies	73	88	20.55%
<b>Others</b>	<b>1</b>	<b>3</b>	<b>200.00%</b>
Owner Requested Euthanasia	1	3	200.00%

# The Animal Foundation Dashboard

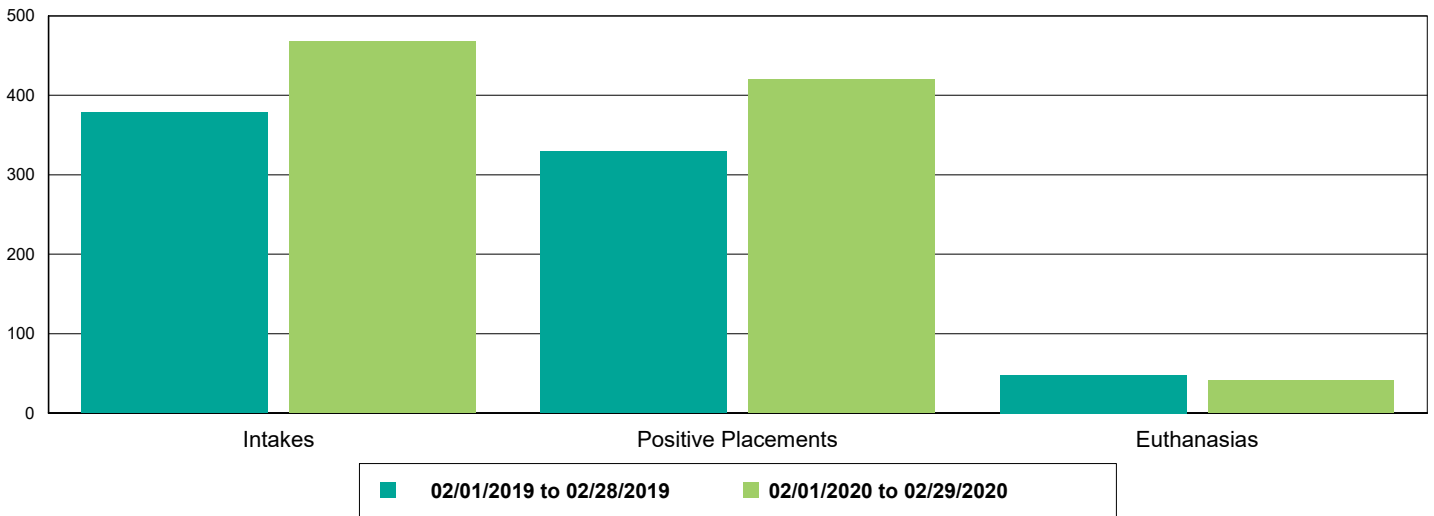


All of us for all of them.

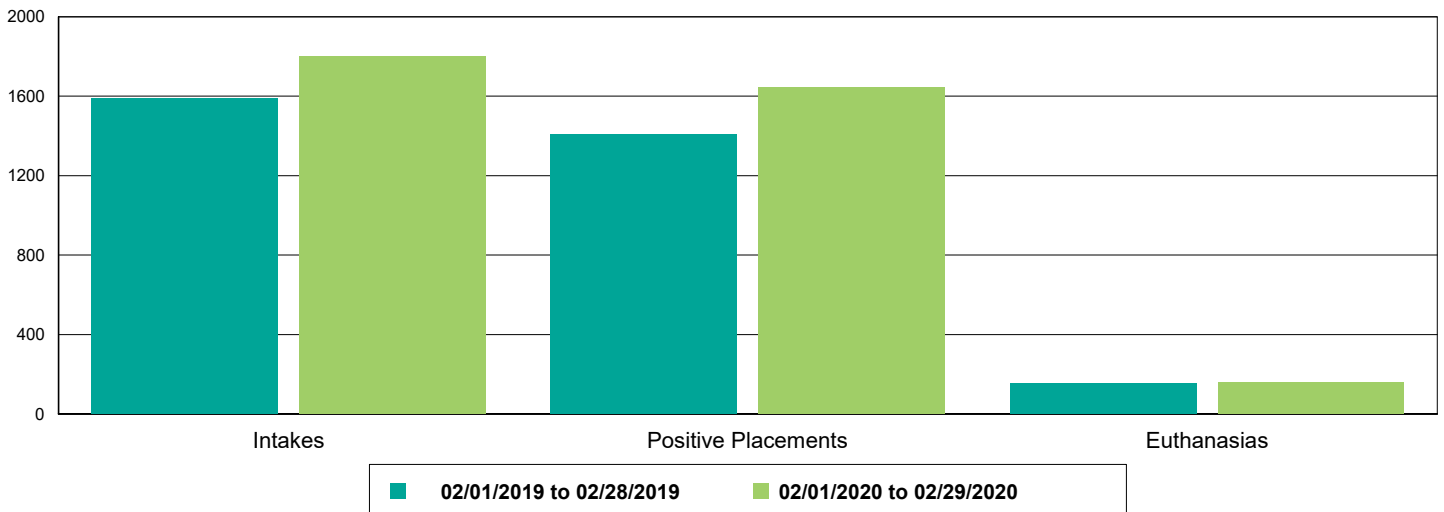
## Dog Intakes, Positive Placements, and Euthanasias



## Cat Intakes, Positive Placements, and Euthanasias



## Dogs And Cats Intakes, Positive Placements, and Euthanasias

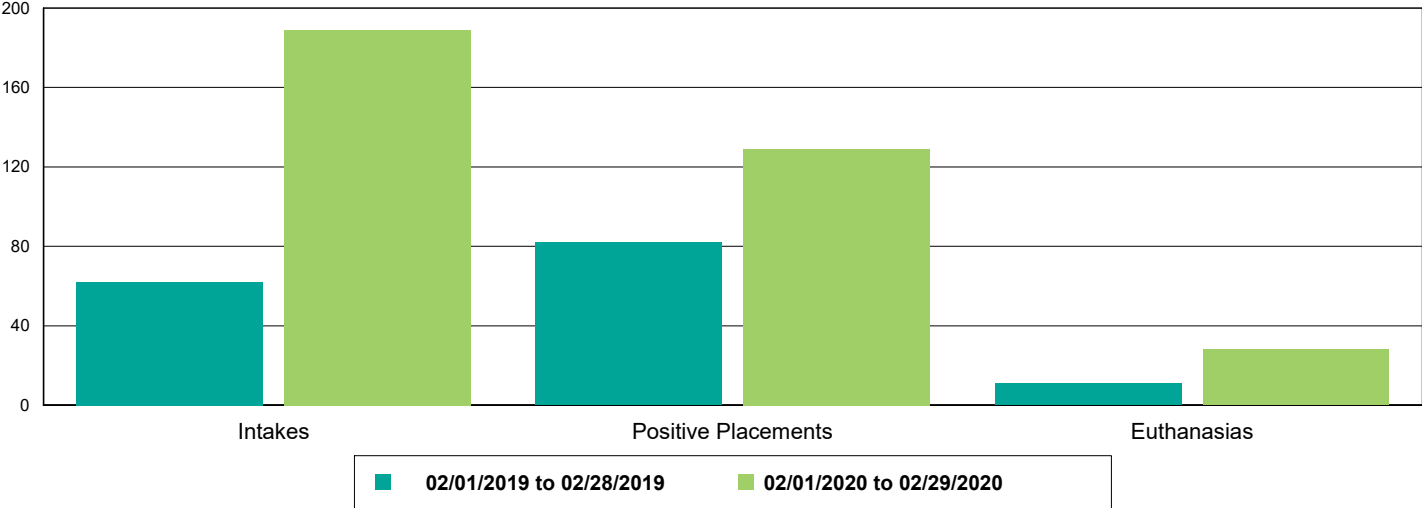


# The Animal Foundation Dashboard



All of us for all of them.

## Other Intakes, Positive Placements, and Euthanasias



# The Animal Foundation Dashboard



All of us for all of them.

## Live Release, Euthanasia, and Adoption Return Rates

02/01/19 to 02/28/19

02/01/20 to 02/29/20

Percent Change

### All Jurisdictions

#### Total

Live Release Rate	89.48%	89.95%	0.53%
Euthanasia Rate	9.78%	9.16%	-6.39%
Adoption Return Rate	5.74%	7.59%	32.38%

#### Dogs and Cats

Live Release Rate	89.57%	90.48%	1.02%
Euthanasia Rate	9.73%	8.80%	-9.52%
Adoption Return Rate	5.94%	7.68%	29.36%

#### Young (<= 5 mo)

Live Release Rate	94.78%	94.15%	-0.66%
Euthanasia Rate	2.24%	2.13%	-4.96%
Adoption Return Rate	1.05%	2.94%	179.41%

#### Adult (>= 6 mo)

Live Release Rate	89.09%	90.06%	1.09%
Euthanasia Rate	10.42%	9.57%	-8.19%
Adoption Return Rate	6.68%	8.63%	29.18%

#### Dogs

Live Release Rate	90.99%	90.74%	-0.27%
Euthanasia Rate	8.85%	8.81%	-0.35%
Adoption Return Rate	6.93%	8.93%	28.72%

#### Young (<= 5 mo)

Live Release Rate	100.00%	99.04%	-0.96%
Euthanasia Rate	0.00%	0.00%	0.00%
Adoption Return Rate	1.89%	5.48%	190.41%

#### Adult (>= 6 mo)

Live Release Rate	90.42%	90.05%	-0.41%
Euthanasia Rate	9.40%	9.55%	1.60%
Adoption Return Rate	7.47%	9.40%	25.74%

#### Cats

Live Release Rate	85.23%	89.74%	5.29%
Euthanasia Rate	12.44%	8.76%	-29.55%
Adoption Return Rate	2.84%	4.19%	47.35%

#### Young (<= 5 mo)

Live Release Rate	89.06%	88.10%	-1.09%
Euthanasia Rate	4.69%	4.76%	1.59%
Adoption Return Rate	0.00%	0.00%	0.00%

#### Adult (>= 6 mo)

Live Release Rate	84.47%	90.10%	6.67%
Euthanasia Rate	13.98%	9.64%	-31.05%
Adoption Return Rate	3.73%	5.92%	58.68%

#### Others

Live Release Rate	86.32%	78.18%	-9.42%
Euthanasia Rate	11.58%	16.97%	46.56%
Adoption Return Rate	1.45%	4.35%	200.00%



# The Animal Foundation Dashboard



All of us for all of them.

### Young (<= 5 mo)

<b>Live Release Rate</b>	88.89%	90.00%	1.25%
<b>Euthanasia Rate</b>	0.00%	0.00%	0.00%
<b>Adoption Return Rate</b>	14.29%	0.00%	-100.00%

### Adult (>= 6 mo)

<b>Live Release Rate</b>	86.05%	76.55%	-11.03%
<b>Euthanasia Rate</b>	12.79%	19.31%	50.97%
<b>Adoption Return Rate</b>	0.00%	4.65%	465.12%