

# The Animal Foundation Dashboard



All of us for all of them.

## Intake Totals

	04/01/18 to 04/30/18	04/01/19 to 04/30/19	Percent Change
<b>All Jurisdictions</b>	<b>2,284</b>	<b>2,405</b>	<b>5.30%</b>
<b>Dogs</b>	<b>1,346</b>	<b>1,442</b>	<b>7.13%</b>
<b>Picked up by Animal Control</b>	734	795	8.31%
<b>Stray Animals</b>	507	556	9.66%
<b>Owner Surrenders</b>	67	45	-32.84%
<b>Confiscations</b>	160	194	21.25%
<b>Dropped off at The Animal Foundation</b>	612	647	5.72%
<b>Stray Animals</b>	450	441	-2.00%
<b>Owner Surrenders</b>	128	137	7.03%
<b>Adoption Returns</b>	33	55	66.67%
<b>Born at TAF</b>	1	14	1,300.00%
<b>Cats</b>	<b>690</b>	<b>776</b>	<b>12.46%</b>
<b>Picked up by Animal Control</b>	313	363	15.97%
<b>Stray Animals</b>	245	266	8.57%
<b>Owner Surrenders</b>	16	15	-6.25%
<b>Confiscations</b>	52	82	57.69%
<b>Dropped off at The Animal Foundation</b>	377	413	9.55%
<b>Stray Animals</b>	321	333	3.74%
<b>Owner Surrenders</b>	46	68	47.83%
<b>Adoption Returns</b>	7	7	0.00%
<b>Born at TAF</b>	3	5	66.67%
<b>Others</b>	<b>248</b>	<b>187</b>	<b>-24.60%</b>
<b>Picked up by Animal Control</b>	166	113	-31.93%
<b>Stray Animals</b>	72	94	30.56%
<b>Owner Surrenders</b>	33	1	-96.97%
<b>Confiscations</b>	61	18	-70.49%
<b>Dropped off at The Animal Foundation</b>	82	74	-9.76%
<b>Stray Animals</b>	77	45	-41.56%
<b>Owner Surrenders</b>	4	15	275.00%
<b>Adoption Returns</b>	1	1	0.00%
<b>Born at TAF</b>	0	13	1,300.00%

# The Animal Foundation Dashboard



All of us for all of them.

## Outcome Totals

	04/01/18 to 04/30/18	04/01/19 to 04/30/19	Percent Change
<b>All Jurisdictions</b>	<b>2,193</b>	<b>2,302</b>	<b>4.97%</b>
<b>Dogs</b>	<b>1,384</b>	<b>1,480</b>	<b>6.94%</b>
Adoption	601	668	11.15%
Died	5	9	80.00%
Euthanasia	113	163	44.25%
Missing/Escaped	12	0	-100.00%
Returned to Owner	388	457	17.78%
Transfer	265	183	-30.94%
<b>Cats</b>	<b>584</b>	<b>635</b>	<b>8.73%</b>
Adoption	173	173	0.00%
Died	14	24	71.43%
Euthanasia	169	75	-55.62%
Missing/Escaped	2	0	-100.00%
Returned to Owner	29	29	0.00%
RTF	10	40	300.00%
SNR	57	113	98.25%
Transfer	130	181	39.23%
<b>Others</b>	<b>225</b>	<b>187</b>	<b>-16.89%</b>
Adoption	71	83	16.90%
Died	5	18	260.00%
Euthanasia	67	65	-2.99%
Missing/Escaped	1	1	0.00%
Returned to Owner	10	5	-50.00%
RTF	1	0	-100.00%
Transfer	70	15	-78.57%

# The Animal Foundation Dashboard



All of us for all of them.

## Foster Statistics

04/01/18 to 04/30/18

04/01/19 to 04/30/19

Percent Change

### All Jurisdictions

#### Total

Animals Sent to Foster	232	374	61.21%
Animal Returned from Foster	191	327	71.20%
Foster Parents	81	198	144.44%
Avg. Time in Foster	41	24	-41.64%

#### Dogs

Animals Sent to Foster	46	162	252.17%
Animal Returned from Foster	92	213	131.52%
Foster Parents	27	134	396.30%
Avg. Time in Foster	36	21	-40.84%

#### Cats

Animals Sent to Foster	155	198	27.74%
Animal Returned from Foster	61	99	62.30%
Foster Parents	46	62	34.78%
Avg. Time in Foster	36	31	-12.49%

#### Others

Animals Sent to Foster	31	14	-54.84%
Animal Returned from Foster	38	15	-60.53%
Foster Parents	9	5	-44.44%
Avg. Time in Foster	64	19	-70.33%

# The Animal Foundation Dashboard



All of us for all of them.

## Shelter Surgery Totals

	4/1/2018 to 4/30/2018	4/1/2019 to 4/30/2019	Percent Change
<b>All Jurisdictions</b>	<b>1,003</b>	<b>1,118</b>	<b>11.47%</b>
<b>Dogs</b>	<b>686</b>	<b>675</b>	<b>-1.60%</b>
Spay/Neuter	668	662	-0.90%
Adoption	394	367	-6.85%
Transfer to Partner	110	58	-47.27%
Returned to Owner	132	155	17.42%
Foster	15	81	440.00%
Other Outcomes	17	1	-94.12%
Other Surgery	18	13	-27.78%
Adoption	8	2	-75.00%
Transfer to Partner	5	1	-80.00%
Returned to Owner	2	5	150.00%
Foster	3	4	33.33%
Other Outcomes	0	1	100.00%
<b>Cats</b>	<b>290</b>	<b>408</b>	<b>40.69%</b>
Spay/Neuter	286	405	41.61%
Adoption	101	98	-2.97%
Transfer to Partner	20	17	-15.00%
Returned to Owner	0	5	500.00%
SNR	55	114	107.27%
TNR	106	163	53.77%
Foster	1	7	600.00%
Other Outcomes	3	1	-66.67%
Other Surgery	4	3	-25.00%
Returned to Owner	1	2	100.00%
SNR	1	1	0.00%
TNR	1	0	-100.00%
Foster	1	0	-100.00%
<b>Others</b>	<b>27</b>	<b>35</b>	<b>29.63%</b>
Spay/Neuter	27	35	29.63%
Adoption	23	18	-21.74%
Transfer to Partner	3	16	433.33%
Foster	0	1	100.00%
Other Outcomes	1	0	-100.00%

# The Animal Foundation Dashboard



All of us for all of them.

## Public Services

	04/01/18 to 04/30/18	04/01/19 to 04/30/19	Percent Change
<b>Dogs</b>	<b>1,713</b>	<b>1,744</b>	<b>1.81%</b>
Owner Requested Euthanasia	150	176	17.33%
Public S/N Clinic - Microchips Implanted	93	89	-4.30%
Public S/N Clinic - Surgeries	190	219	15.26%
Public S/N Clinic - Animals Vaccinated	123	163	32.52%
Bordetella	115	154	33.91%
DAPPv	117	161	37.61%
Deworming	8	2	-75.00%
Rabies	98	135	37.76%
Vaccine Clinic - Microchips Implanted	115	133	15.65%
Vaccine Clinic - Animals Vaccinated	1,370	1,348	-1.61%
Bordetella	959	752	-21.58%
DAPPv	1,188	1,299	9.34%
Deworming	618	706	14.24%
K9 H3N2	308	68	-77.92%
Rabies	674	695	3.12%
<b>Cats</b>	<b>223</b>	<b>239</b>	<b>7.17%</b>
Owner Requested Euthanasia	46	49	6.52%
Public S/N Clinic - Feline Testing - Cats Tested	2	1	-50.00%
Public S/N Clinic - Microchips Implanted	14	31	121.43%
Public S/N Clinic - Surgeries	56	72	28.57%
Public S/N Clinic - Animals Vaccinated	53	62	16.98%
Deworming	11	0	-100.00%
FeLV	12	28	133.33%
FRCPC	53	62	16.98%
Rabies	46	60	30.43%
Vaccine Clinic - Microchips Implanted	24	20	-16.67%
Vaccine Clinic - Animals Vaccinated	120	111	-7.50%
Deworming	39	54	38.46%
FeLV	45	50	11.11%
FRCPC	101	100	-0.99%
Rabies	80	67	-16.25%
<b>Others</b>	<b>4</b>	<b>3</b>	<b>-25.00%</b>
Owner Requested Euthanasia	4	3	-25.00%

# The Animal Foundation Dashboard



All of us for all of them.

Current Inventory as of 01/15/2020 10:12

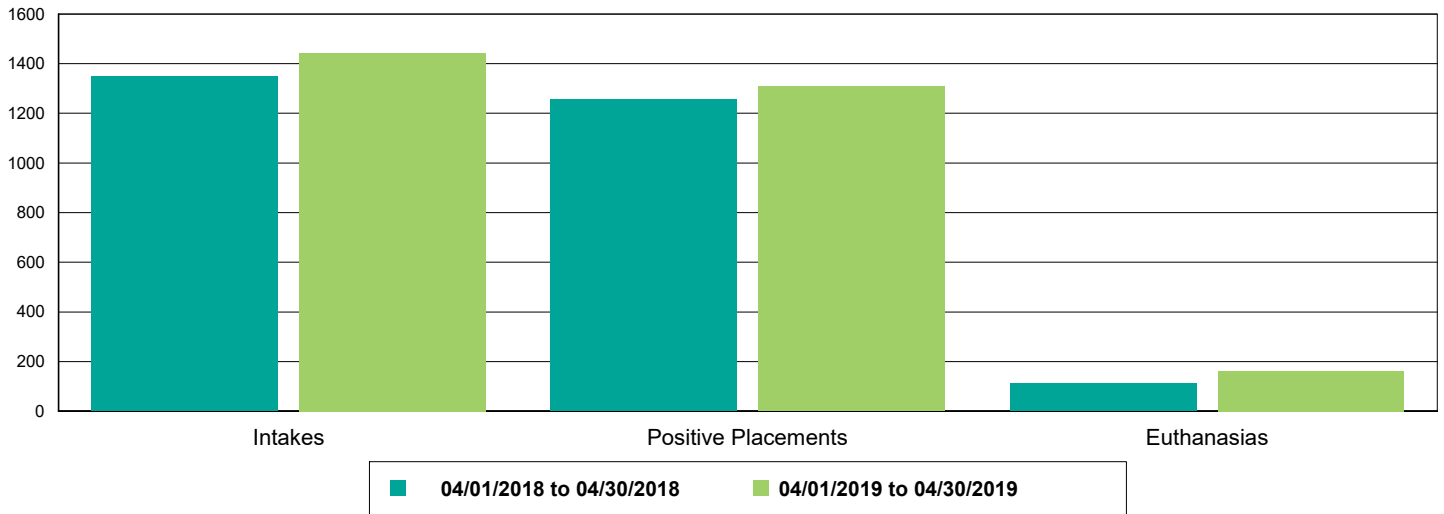
<b>All Jurisdictions</b>	<b>658</b>
<b>Cats</b>	<b>170</b>
BUNGALOWS	14
EAC	4
FOSTER	95
LIED	56
OFFSITE	1
<b>Dogs</b>	<b>428</b>
BUNGALOWS	99
EAC	17
FOSTER	107
LIED	188
OFFSITE	6
WVC	11
<b>Others</b>	<b>60</b>
FOSTER	22
LIED	32
OFFSITE	5
TENT	1

# The Animal Foundation Dashboard

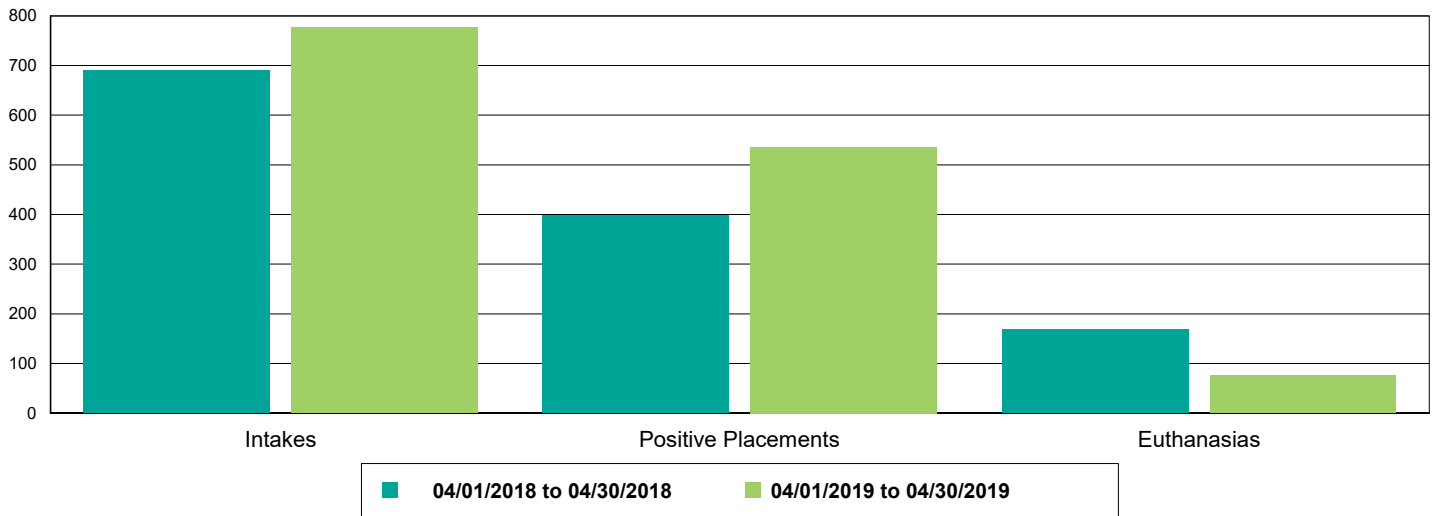


All of us for all of them.

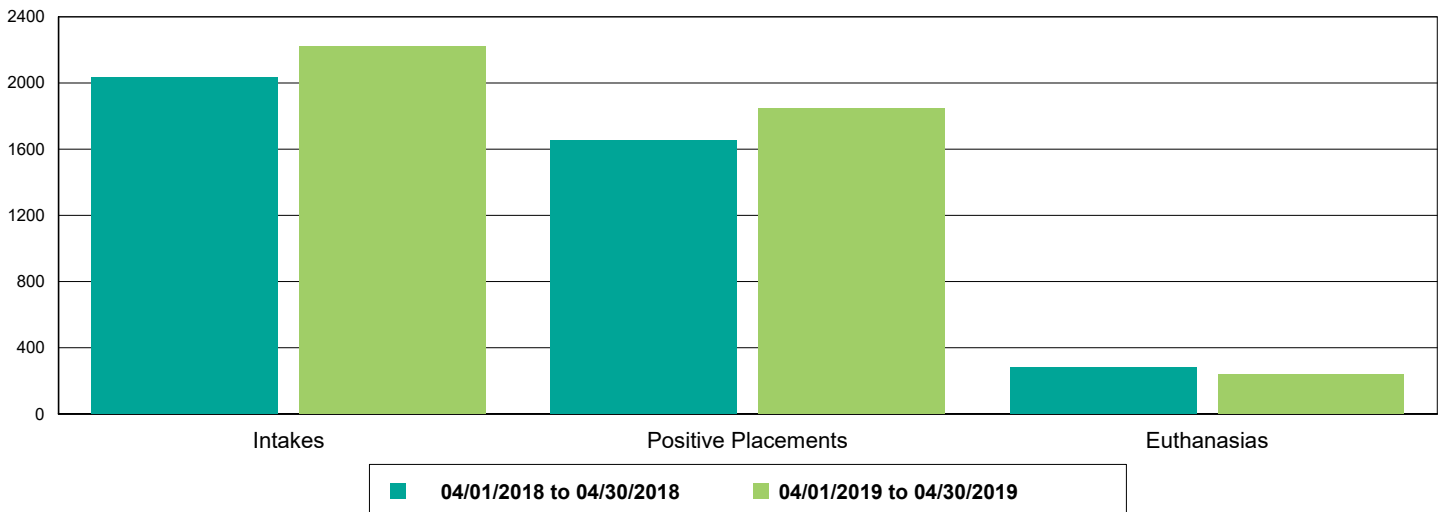
## Dog Intakes, Positive Placements, and Euthanasias



## Cat Intakes, Positive Placements, and Euthanasias



## Dogs And Cats Intakes, Positive Placements, and Euthanasias

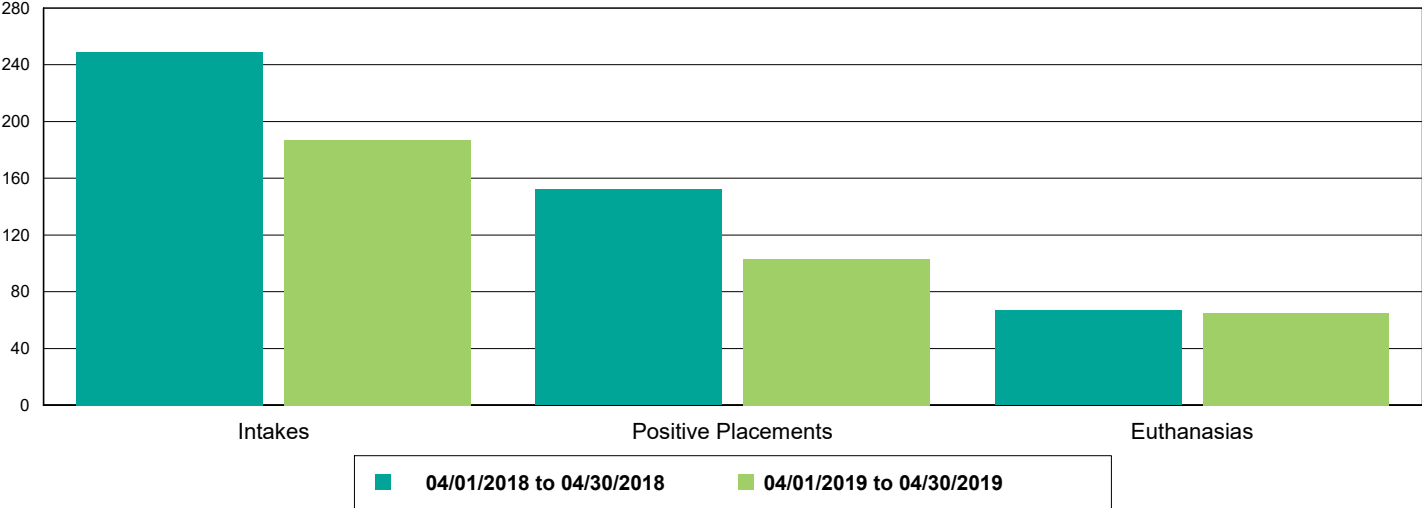


# The Animal Foundation Dashboard



All of us for all of them.

## Other Intakes, Positive Placements, and Euthanasias





# The Animal Foundation Dashboard



All of us for all of them.

## Live Release, Euthanasia, and Adoption Return Rates

04/01/18 to 04/30/18

04/01/19 to 04/30/19

Percent Change

### All Jurisdictions

Total			
Live Release Rate	83.07%	85.83%	3.33%
Euthanasia Rate	15.16%	12.24%	-19.23%
Adoption Return Rate	5.00%	7.07%	41.40%

Dogs and Cats			
Live Release Rate	83.95%	87.19%	3.86%
Euthanasia Rate	14.32%	11.25%	-21.47%
Adoption Return Rate	5.17%	7.36%	42.48%

Young (<= 5 mo)			
Live Release Rate	69.80%	90.45%	29.59%
Euthanasia Rate	22.04%	4.21%	-80.88%
Adoption Return Rate	0.00%	2.74%	273.97%

Adult (>= 6 mo)			
Live Release Rate	85.96%	86.53%	0.66%
Euthanasia Rate	13.23%	12.67%	-4.19%
Adoption Return Rate	5.93%	8.33%	40.42%

Dogs			
Live Release Rate	90.54%	88.38%	-2.39%
Euthanasia Rate	8.16%	11.01%	34.99%
Adoption Return Rate	5.49%	8.23%	49.95%

Young (<= 5 mo)			
Live Release Rate	84.54%	95.77%	13.29%
Euthanasia Rate	6.19%	2.82%	-54.46%
Adoption Return Rate	0.00%	2.20%	219.78%

Adult (>= 6 mo)			
Live Release Rate	90.99%	87.59%	-3.74%
Euthanasia Rate	8.31%	11.88%	43.05%
Adoption Return Rate	6.12%	9.19%	50.03%

Cats			
Live Release Rate	68.32%	84.43%	23.58%
Euthanasia Rate	28.94%	11.79%	-59.25%
Adoption Return Rate	4.05%	4.02%	-0.57%

Young (<= 5 mo)			
Live Release Rate	60.14%	86.92%	44.53%
Euthanasia Rate	32.43%	5.14%	-84.15%
Adoption Return Rate	0.00%	3.64%	363.64%

Adult (>= 6 mo)			
Live Release Rate	71.10%	83.18%	16.98%
Euthanasia Rate	27.75%	15.17%	-45.35%
Adoption Return Rate	5.19%	4.20%	-18.97%

Others			
Live Release Rate	67.56%	55.08%	-18.47%
Euthanasia Rate	29.78%	34.76%	16.73%
Adoption Return Rate	1.41%	1.20%	-14.46%

# The Animal Foundation Dashboard



All of us for all of them.

### Young (<= 5 mo)

<b>Live Release Rate</b>	68.42%	33.33%	-51.28%
<b>Euthanasia Rate</b>	31.58%	29.63%	-6.17%
<b>Adoption Return Rate</b>	7.69%	0.00%	-100.00%

### Adult (>= 6 mo)

<b>Live Release Rate</b>	67.38%	58.75%	-12.81%
<b>Euthanasia Rate</b>	29.41%	35.63%	21.13%
<b>Adoption Return Rate</b>	0.00%	1.25%	125.00%