

# The Animal Foundation Dashboard



All of us for all of them.

## Intake Totals

	07/01/18 to 07/31/18	07/01/19 to 07/31/19	Percent Change
<b>All Jurisdictions</b>	<b>2,403</b>	<b>2,806</b>	<b>16.77%</b>
<b>Dogs</b>	<b>1,480</b>	<b>1,519</b>	<b>2.64%</b>
<b>Picked up by Animal Control</b>	881	837	-4.99%
<b>Stray Animals</b>	629	562	-10.65%
<b>Owner Surrenders</b>	33	39	18.18%
<b>Confiscations</b>	219	236	7.76%
<b>Dropped off at The Animal Foundation</b>	599	682	13.86%
<b>Stray Animals</b>	477	482	1.05%
<b>Owner Surrenders</b>	67	139	107.46%
<b>Adoption Returns</b>	49	52	6.12%
<b>Born at TAF</b>	6	9	50.00%
<b>Cats</b>	<b>750</b>	<b>944</b>	<b>25.87%</b>
<b>Picked up by Animal Control</b>	275	435	58.18%
<b>Stray Animals</b>	200	226	13.00%
<b>Owner Surrenders</b>	29	94	224.14%
<b>Confiscations</b>	46	115	150.00%
<b>Dropped off at The Animal Foundation</b>	475	509	7.16%
<b>Stray Animals</b>	429	422	-1.63%
<b>Owner Surrenders</b>	33	71	115.15%
<b>Adoption Returns</b>	8	12	50.00%
<b>Born at TAF</b>	5	4	-20.00%
<b>Others</b>	<b>173</b>	<b>343</b>	<b>98.27%</b>
<b>Picked up by Animal Control</b>	107	249	132.71%
<b>Stray Animals</b>	89	91	2.25%
<b>Owner Surrenders</b>	0	46	4,600.00%
<b>Confiscations</b>	18	112	522.22%
<b>Dropped off at The Animal Foundation</b>	66	94	42.42%
<b>Stray Animals</b>	58	66	13.79%
<b>Owner Surrenders</b>	6	21	250.00%
<b>Adoption Returns</b>	0	1	100.00%
<b>Born at TAF</b>	2	6	200.00%

# The Animal Foundation Dashboard



All of us for all of them.

## Outcome Totals

	07/01/18 to 07/31/18	07/01/19 to 07/31/19	Percent Change
<b>All Jurisdictions</b>	<b>2,385</b>	<b>2,770</b>	<b>16.14%</b>
<b>Dogs</b>	<b>1,418</b>	<b>1,562</b>	<b>10.16%</b>
Adoption	644	643	-0.16%
Died	2	9	350.00%
Euthanasia	144	197	36.81%
Missing/Escaped	8	1	-87.50%
Returned to Owner	387	473	22.22%
Transfer	233	239	2.58%
<b>Cats</b>	<b>779</b>	<b>960</b>	<b>23.23%</b>
Adoption	466	553	18.67%
Died	19	10	-47.37%
Euthanasia	101	174	72.28%
Missing/Escaped	4	2	-50.00%
Returned to Owner	13	37	184.62%
RTF	21	34	61.90%
SNR	66	91	37.88%
Transfer	89	59	-33.71%
<b>Others</b>	<b>188</b>	<b>248</b>	<b>31.91%</b>
Adoption	69	121	75.36%
Died	7	9	28.57%
Euthanasia	66	74	12.12%
Missing/Escaped	0	1	100.00%
Returned to Owner	5	13	160.00%
RTF	0	1	100.00%
Transfer	41	29	-29.27%

# The Animal Foundation Dashboard



All of us for all of them.

## Foster Statistics

07/01/18 to 07/31/18

07/01/19 to 07/31/19

Percent Change

### All Jurisdictions

#### Total

Animals Sent to Foster	285	317	11.23%
Animal Returned from Foster	277	397	43.32%
Foster Parents	159	200	25.79%
Avg. Time in Foster	29	34	17.11%

#### Dogs

Animals Sent to Foster	85	134	57.65%
Animal Returned from Foster	72	120	66.67%
Foster Parents	78	117	50.00%
Avg. Time in Foster	14	18	28.88%

#### Cats

Animals Sent to Foster	191	164	-14.14%
Animal Returned from Foster	195	255	30.77%
Foster Parents	78	77	-1.28%
Avg. Time in Foster	35	43	23.02%

#### Others

Animals Sent to Foster	9	19	111.11%
Animal Returned from Foster	10	22	120.00%
Foster Parents	5	10	100.00%
Avg. Time in Foster	21	17	-21.49%

# The Animal Foundation Dashboard



All of us for all of them.

## Shelter Surgery Totals

	7/1/2018 to 7/31/2018	7/1/2019 to 7/31/2019	Percent Change
<b>All Jurisdictions</b>	<b>1,766</b>	<b>1,948</b>	<b>10.31%</b>
<b>Dogs</b>	<b>677</b>	<b>726</b>	<b>7.24%</b>
Spay/Neuter	669	720	7.62%
Adoption	414	411	-0.72%
Transfer to Partner	100	88	-12.00%
Returned to Owner	122	160	31.15%
Foster	30	57	90.00%
Other Outcomes	3	4	33.33%
Other Surgery	8	6	-25.00%
Adoption	1	1	0.00%
Transfer to Partner	2	1	-50.00%
Returned to Owner	4	4	0.00%
Foster	1	0	-100.00%
<b>Cats</b>	<b>1,063</b>	<b>1,180</b>	<b>11.01%</b>
Spay/Neuter	711	820	15.33%
Adoption	377	424	12.47%
Transfer to Partner	17	3	-82.35%
Returned to Owner	6	8	33.33%
SNR	64	102	59.38%
TNR	219	211	-3.65%
Foster	25	66	164.00%
Other Outcomes	3	6	100.00%
Other Surgery	352	360	2.27%
Adoption	31	13	-58.06%
Transfer to Partner	8	2	-75.00%
Returned to Owner	6	1	-83.33%
SNR	64	103	60.94%
TNR	226	219	-3.10%
RTF	11	14	27.27%
Foster	2	4	100.00%
Other Outcomes	4	4	0.00%
<b>Others</b>	<b>26</b>	<b>42</b>	<b>61.54%</b>
Spay/Neuter	26	41	57.69%
Adoption	21	39	85.71%
Transfer to Partner	5	0	-100.00%
Foster	0	1	100.00%
Other Outcomes	0	1	100.00%
Other Surgery	0	1	100.00%
Adoption	0	1	100.00%

# The Animal Foundation Dashboard



All of us for all of them.

## Public Services

	07/01/18 to 07/31/18	07/01/19 to 07/31/19	Percent Change
<b>Dogs</b>	<b>1,564</b>	<b>1,728</b>	<b>10.49%</b>
Owner Requested Euthanasia	169	209	23.67%
Public S/N Clinic - Microchips Implanted	98	66	-32.65%
Public S/N Clinic - Surgeries	197	147	-25.38%
Public S/N Clinic - Animals Vaccinated	118	86	-27.12%
Bordetella	111	74	-33.33%
DAPPv	107	81	-24.30%
Deworming	5	26	420.00%
Rabies	97	68	-29.90%
Vaccine Clinic - Microchips Implanted	176	154	-12.50%
Vaccine Clinic - Animals Vaccinated	1,173	1,327	13.13%
Bordetella	845	822	-2.72%
DAPPv	1,082	1,246	15.16%
Deworming	540	666	23.33%
K9 H3N2	94	49	-47.87%
Rabies	636	693	8.96%
<b>Cats</b>	<b>332</b>	<b>396</b>	<b>19.28%</b>
Owner Requested Euthanasia	48	58	20.83%
Public S/N Clinic - Feline Testing - Cats Tested	3	32	966.67%
Public S/N Clinic - Microchips Implanted	62	70	12.90%
Public S/N Clinic - Surgeries	95	112	17.89%
Public S/N Clinic - Animals Vaccinated	79	104	31.65%
Deworming	18	28	55.56%
FeLV	35	57	62.86%
FRCPC	76	98	28.95%
Rabies	75	74	-1.33%
Vaccine Clinic - Microchips Implanted	21	27	28.57%
Vaccine Clinic - Animals Vaccinated	183	224	22.40%
Deworming	58	84	44.83%
FeLV	36	54	50.00%
FRCPC	161	199	23.60%
K9 H3N2	0	1	100.00%
Rabies	123	151	22.76%
<b>Others</b>	<b>3</b>	<b>2</b>	<b>-33.33%</b>
Owner Requested Euthanasia	3	1	-66.67%
Vaccine Clinic - Microchips Implanted	1	1	0.00%
Vaccine Clinic - Animals Vaccinated	1	1	0.00%
Rabies	0	1	100.00%

# The Animal Foundation Dashboard



All of us for all of them.

Current Inventory as of 09/17/2019 14:46

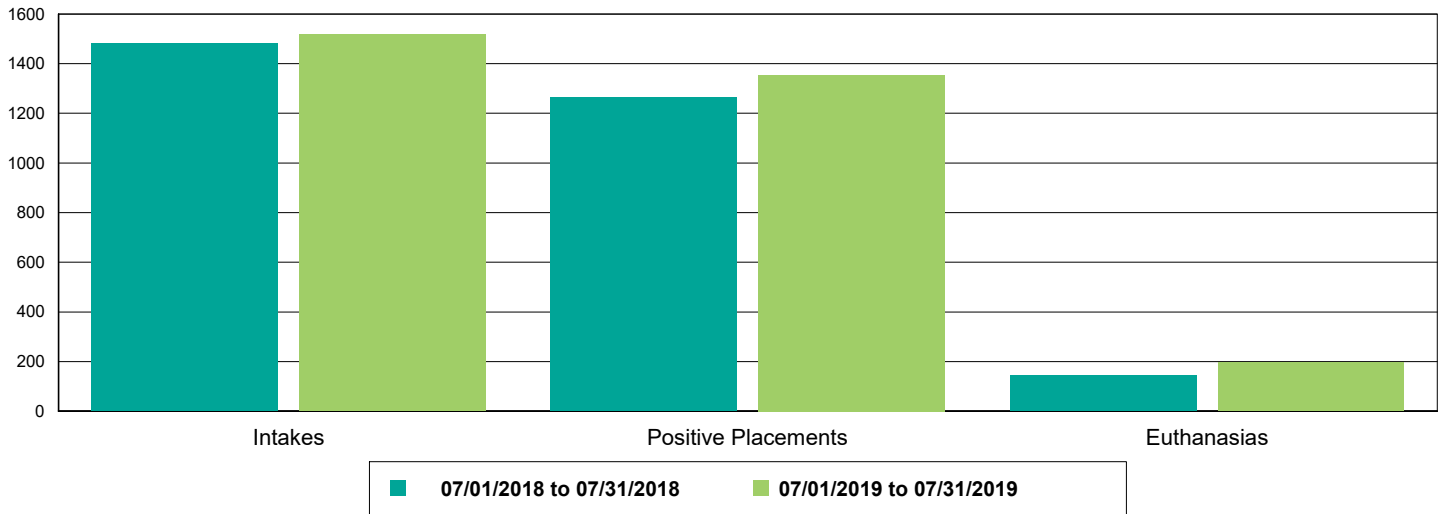
<b>All Jurisdictions</b>	<b>1,246</b>
<b>Cats</b>	<b>585</b>
BUNGALOWS	19
EAC	7
FOSTER	352
LIED	202
OFFSITE	5
<b>Dogs</b>	<b>497</b>
BUNGALOWS	140
EAC	22
FOSTER	120
LIED	181
OFFSITE	16
WVC	18
<b>Others</b>	<b>164</b>
BUNGALOWS	9
FOSTER	15
LIED	131
OFFSITE	8
TENT	1

# The Animal Foundation Dashboard

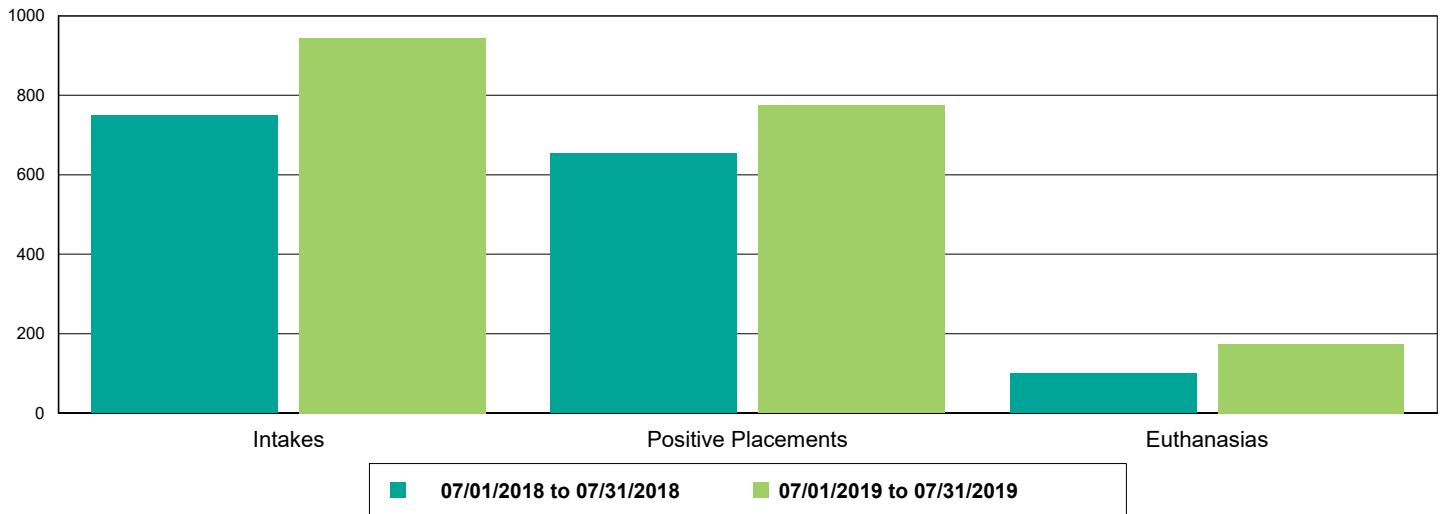


All of us for all of them.

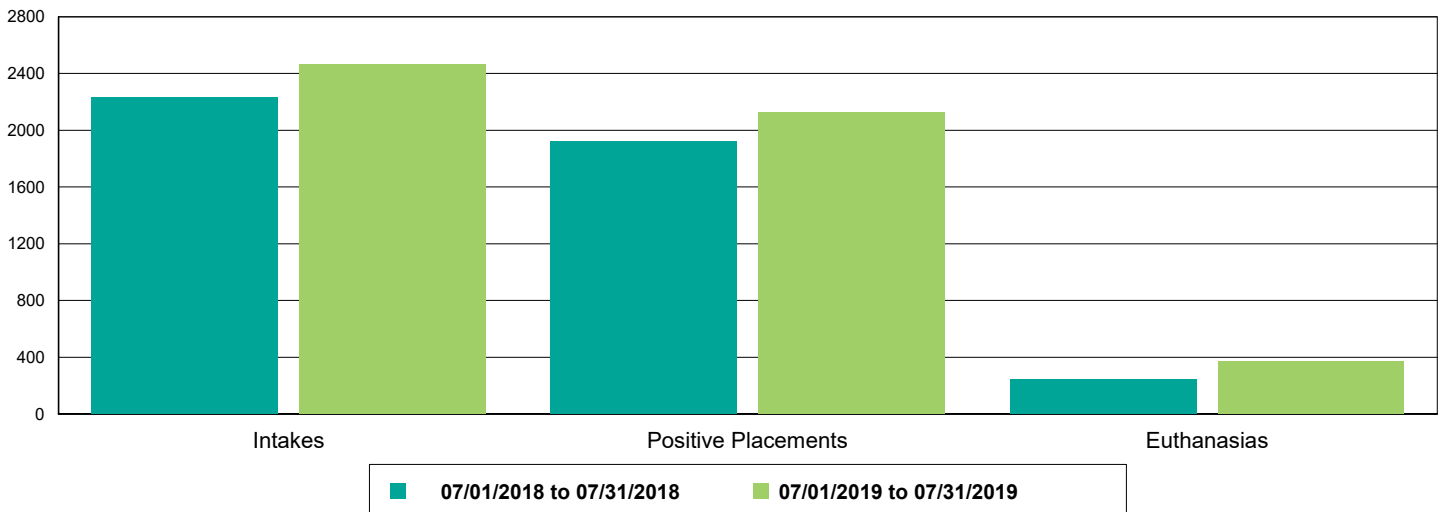
## Dog Intakes, Positive Placements, and Euthanasias



## Cat Intakes, Positive Placements, and Euthanasias



## Dogs And Cats Intakes, Positive Placements, and Euthanasias

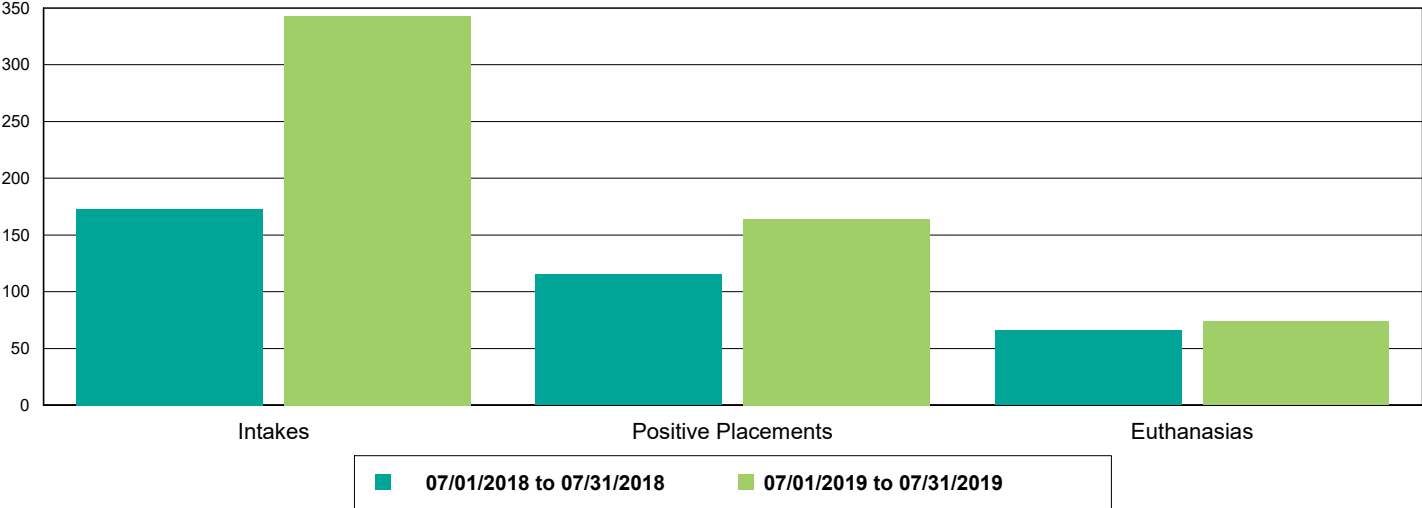


# The Animal Foundation Dashboard



All of us for all of them.

## Other Intakes, Positive Placements, and Euthanasias





# The Animal Foundation Dashboard



All of us for all of them.

## Live Release, Euthanasia, and Adoption Return Rates

07/01/18 to 07/31/18

07/01/19 to 07/31/19

Percent Change

### All Jurisdictions

#### Total

Live Release Rate	86.27%	83.56%	-3.14%
Euthanasia Rate	12.13%	15.42%	27.07%
Adoption Return Rate	4.98%	5.13%	3.07%

#### Dogs and Cats

Live Release Rate	87.35%	84.42%	-3.35%
Euthanasia Rate	11.15%	14.71%	31.91%
Adoption Return Rate	5.14%	5.35%	4.21%

#### Young (<= 5 mo)

Live Release Rate	89.48%	89.62%	0.15%
Euthanasia Rate	6.44%	9.11%	41.44%
Adoption Return Rate	1.37%	2.53%	84.81%

#### Adult (>= 6 mo)

Live Release Rate	86.77%	82.70%	-4.69%
Euthanasia Rate	12.42%	16.56%	33.34%
Adoption Return Rate	6.98%	7.20%	3.19%

#### Dogs

Live Release Rate	89.14%	86.75%	-2.68%
Euthanasia Rate	10.16%	12.61%	24.19%
Adoption Return Rate	7.61%	8.09%	6.29%

#### Young (<= 5 mo)

Live Release Rate	92.21%	96.00%	4.11%
Euthanasia Rate	3.90%	3.00%	-23.00%
Adoption Return Rate	4.00%	6.56%	63.93%

#### Adult (>= 6 mo)

Live Release Rate	88.96%	86.11%	-3.20%
Euthanasia Rate	10.51%	13.27%	26.20%
Adoption Return Rate	7.91%	8.25%	4.23%

#### Cats

Live Release Rate	84.08%	80.63%	-4.11%
Euthanasia Rate	12.97%	18.13%	39.80%
Adoption Return Rate	1.72%	2.17%	26.40%

#### Young (<= 5 mo)

Live Release Rate	88.95%	88.40%	-0.61%
Euthanasia Rate	6.94%	10.27%	47.91%
Adoption Return Rate	0.95%	1.94%	103.39%

#### Adult (>= 6 mo)

Live Release Rate	79.23%	71.20%	-10.14%
Euthanasia Rate	18.97%	27.65%	45.72%
Adoption Return Rate	3.31%	2.86%	-13.71%

#### Others

Live Release Rate	61.17%	66.13%	8.11%
Euthanasia Rate	35.11%	29.84%	-15.00%
Adoption Return Rate	0.00%	0.83%	82.64%

# The Animal Foundation Dashboard



All of us for all of them.

### Young (<= 5 mo)

<b>Live Release Rate</b>	66.67%	81.82%	22.73%
<b>Euthanasia Rate</b>	33.33%	18.18%	-45.45%
<b>Adoption Return Rate</b>	0.00%	0.00%	0.00%

### Adult (>= 6 mo)

<b>Live Release Rate</b>	60.69%	65.40%	7.76%
<b>Euthanasia Rate</b>	35.26%	30.38%	-13.84%
<b>Adoption Return Rate</b>	0.00%	0.88%	88.50%