

The Animal Foundation Dashboard

** Numbers not yet audited **



All of us for all of them.

Intake Totals

	02/01/18 to 02/28/18	02/01/19 to 02/28/19	Percent Change
All Jurisdictions	1,740	1,654	-4.94%
Dogs	1,245	1,214	-2.49%
Picked up by Animal Control	678	651	-3.98%
Stray Animals	453	435	-3.97%
Owner Surrenders	70	65	-7.14%
Confiscations	155	151	-2.58%
Dropped off at The Animal Foundation	567	563	-0.71%
Stray Animals	418	411	-1.67%
Owner Surrenders	107	114	6.54%
Adoption Returns	42	38	-9.52%
Cats	392	378	-3.57%
Picked up by Animal Control	133	145	9.02%
Stray Animals	81	88	8.64%
Owner Surrenders	24	16	-33.33%
Confiscations	28	41	46.43%
Dropped off at The Animal Foundation	259	233	-10.04%
Stray Animals	192	178	-7.29%
Owner Surrenders	52	42	-19.23%
Adoption Returns	6	5	-16.67%
Born at TAF	9	8	-11.11%
Others	103	62	-39.81%
Picked up by Animal Control	70	35	-50.00%
Stray Animals	48	26	-45.83%
Owner Surrenders	4	0	-100.00%
Confiscations	18	9	-50.00%
Dropped off at The Animal Foundation	33	27	-18.18%
Stray Animals	26	26	0.00%
Owner Surrenders	6	0	-100.00%
Adoption Returns	1	1	0.00%

The Animal Foundation Dashboard

** Numbers not yet audited **



All of us for all of them.

Outcome Totals

	02/01/18 to 02/28/18	02/01/19 to 02/28/19	Percent Change
All Jurisdictions	2,167	1,663	-23.26%
Dogs	1,264	1,185	-6.25%
Adoption	508	547	7.68%
Died	2	2	0.00%
Euthanasia	122	105	-13.93%
Missing/Escaped	1	0	-100.00%
Returned to Owner	345	333	-3.48%
Transfer	286	198	-30.77%
Cats	396	384	-3.03%
Adoption	136	176	29.41%
Died	5	8	60.00%
Euthanasia	85	48	-43.53%
Returned to Owner	17	16	-5.88%
RTF	22	14	-36.36%
SNR	77	77	0.00%
Transfer	54	45	-16.67%
Others	507	94	-81.46%
Adoption	77	68	-11.69%
Died	7	2	-71.43%
Euthanasia	301	11	-96.35%
Returned to Owner	18	6	-66.67%
Transfer	104	7	-93.27%

The Animal Foundation Dashboard

** Numbers not yet audited **



All of us for all of them.

Foster Statistics

02/01/18 to 02/28/18

02/01/19 to 02/28/19

Percent Change

All Jurisdictions

Total

Animals Sent to Foster	63	199	215.87%
Animal Returned from Foster	71	165	132.39%
Foster Parents	34	143	320.59%
Avg. Time in Foster	53	24	-54.53%

Dogs

Animals Sent to Foster	27	127	370.37%
Animal Returned from Foster	45	117	160.00%
Foster Parents	21	106	404.76%
Avg. Time in Foster	44	18	-59.28%

Cats

Animals Sent to Foster	25	68	172.00%
Animal Returned from Foster	20	47	135.00%
Foster Parents	10	33	230.00%
Avg. Time in Foster	83	38	-54.06%

Others

Animals Sent to Foster	11	4	-63.64%
Animal Returned from Foster	6	1	-83.33%
Foster Parents	5	4	-20.00%
Avg. Time in Foster	24	110	359.58%

The Animal Foundation Dashboard

** Numbers not yet audited **



All of us for all of them.

Shelter Surgery Totals

	02/01/18 to 02/28/18	02/01/19 to 02/28/19	Percent Change
All Jurisdictions	1,060	900	-15.09%
Dogs	588	623	5.95%
Spay/Neuter	573	616	7.50%
Adoption	297	352	18.52%
Transfer to Partner	139	82	-41.01%
Returned to Owner	129	131	1.55%
Other Outcomes	8	51	537.50%
Other Surgery	15	7	-53.33%
Adoption	9	4	-55.56%
Transfer to Partner	5	0	-100.00%
Returned to Owner	1	2	100.00%
Other Outcomes	0	1	100.00%
Cats	459	267	-41.83%
Spay/Neuter	456	267	-41.45%
Adoption	79	75	-5.06%
Transfer to Partner	14	8	-42.86%
Returned to Owner	6	6	0.00%
SNR	74	78	5.41%
TNR	276	79	-71.38%
Other Outcomes	7	21	200.00%
Other Surgery	3	0	-100.00%
Adoption	1	0	-100.00%
TNR	1	0	-100.00%
Other Outcomes	1	0	-100.00%
Others	13	10	-23.08%
Spay/Neuter	12	10	-16.67%
Adoption	11	5	-54.55%
Other Outcomes	1	5	400.00%
Other Surgery	1	0	-100.00%
Adoption	1	0	-100.00%

The Animal Foundation Dashboard

** Numbers not yet audited **



All of us for all of them.

Public Services

	02/01/18 to 02/28/18	02/01/19 to 02/28/19	Percent Change
Dogs	1,574	1,448	-8.01%
Owner Requested Euthanasia	114	160	40.35%
Public S/N Clinic - Microchips Implanted	98	64	-34.69%
Public S/N Clinic - Surgeries	233	185	-20.60%
Public S/N Clinic - Animals Vaccinated	147	108	-26.53%
Bordetella	141	94	-33.33%
DAPPv	141	98	-30.50%
Deworming	16	16	0.00%
Rabies	118	91	-22.88%
Vaccine Clinic - Microchips Implanted	130	112	-13.85%
Vaccine Clinic - Animals Vaccinated	1,224	1,106	-9.64%
Bordetella	982	620	-36.86%
DAPPv	1,193	1,052	-11.82%
Deworming	692	601	-13.15%
K9 H3N2	0	70	7,000.00%
Rabies	597	559	-6.37%
Cats	214	232	8.41%
Owner Requested Euthanasia	44	44	0.00%
Public S/N Clinic - Feline Testing - Cats Tested	1	1	0.00%
Public S/N Clinic - Microchips Implanted	39	32	-17.95%
Public S/N Clinic - Surgeries	85	83	-2.35%
Public S/N Clinic - Animals Vaccinated	75	70	-6.67%
Deworming	28	8	-71.43%
FeLV	20	27	35.00%
FRCPC	75	66	-12.00%
Rabies	70	63	-10.00%
Vaccine Clinic - Microchips Implanted	16	6	-62.50%
Vaccine Clinic - Animals Vaccinated	78	105	34.62%
Deworming	23	36	56.52%
FeLV	14	34	142.86%
FRCPC	68	81	19.12%
Rabies	37	73	97.30%
Others	3	1	-66.67%
Owner Requested Euthanasia	3	1	-66.67%

The Animal Foundation Dashboard

*** Numbers not yet audited ***



All of us for all of them.

Current Inventory as of 03/13/2019 15:23

All Jurisdictions	875
Cats	248
BUNGALOWS	19
EAC	7
FOSTER	108
LIED	110
OFFSITE	4
Dogs	566
BUNGALOWS	168
EAC	21
FOSTER	126
LIED	221
OFFSITE	17
WVC	13
Others	61
EAC	6
FOSTER	9
LIED	35
OFFSITE	10
TENT	1

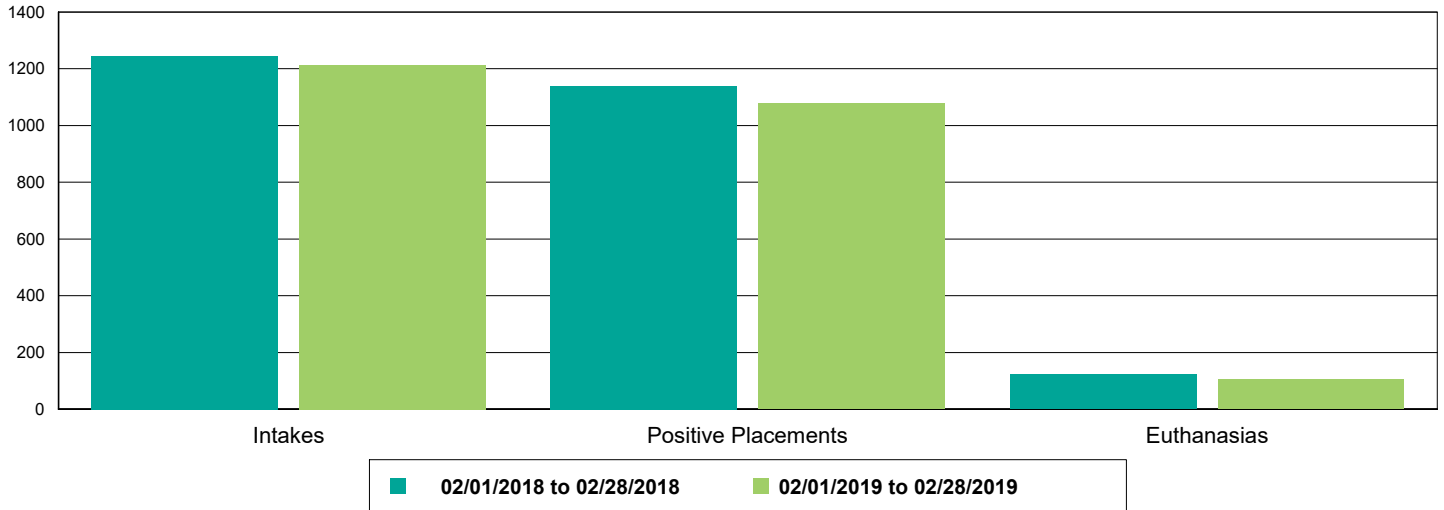
The Animal Foundation Dashboard

**** Numbers not yet audited ****

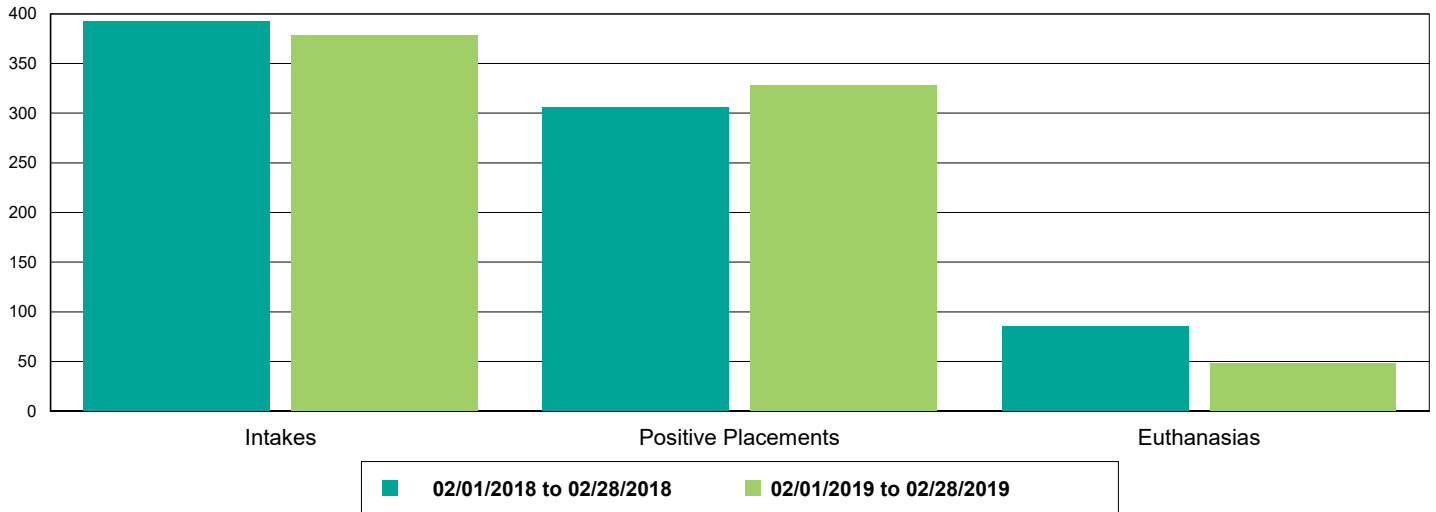


All of us for all of them.

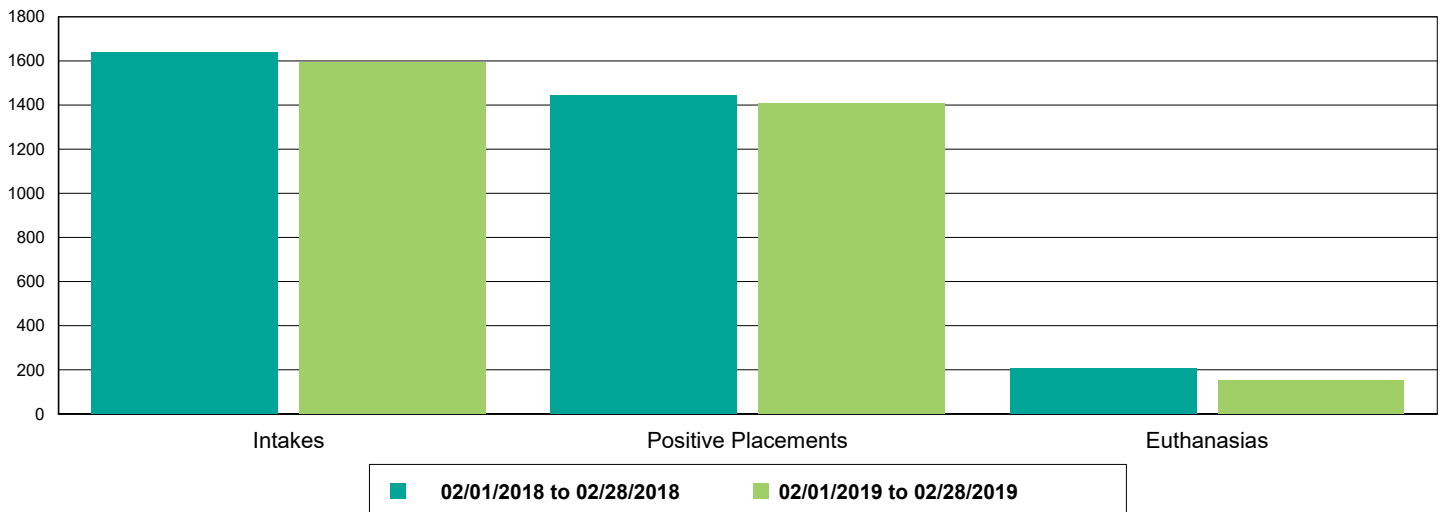
Dog Intakes, Positive Placements, and Euthanasias



Cat Intakes, Positive Placements, and Euthanasias



Dogs And Cats Intakes, Positive Placements, and Euthanasias



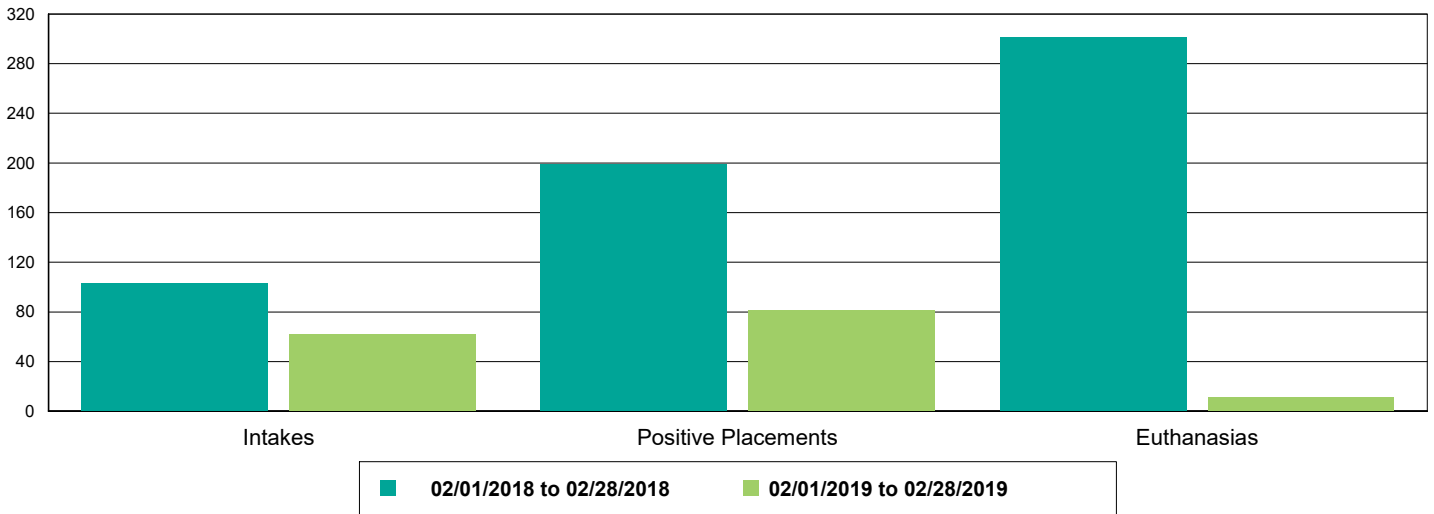
The Animal Foundation Dashboard

*** Numbers not yet audited ***



All of us for all of them.

Other Intakes, Positive Placements, and Euthanasias



The Animal Foundation Dashboard

** Numbers not yet audited **



All of us for all of them.

Live Release, Euthanasia, and Adoption Return Rates

02/01/18 to 02/28/18

02/01/19 to 02/28/19

Percent Change

All Jurisdictions

Total

Live Release Rate	80.72%	89.51%	10.90%
Euthanasia Rate	18.68%	9.81%	-47.50%
Adoption Return Rate	7.11%	5.75%	-19.14%

Dogs and Cats

Live Release Rate	87.05%	89.61%	2.94%
Euthanasia Rate	12.47%	9.75%	-21.80%
Adoption Return Rate	7.45%	5.95%	-20.21%

Young (<= 5 mo)

Live Release Rate	88.71%	95.49%	7.64%
Euthanasia Rate	10.48%	2.26%	-78.48%
Adoption Return Rate	1.14%	1.05%	-7.37%

Adult (>= 6 mo)

Live Release Rate	86.91%	89.07%	2.48%
Euthanasia Rate	12.63%	10.45%	-17.30%
Adoption Return Rate	8.45%	6.69%	-20.88%

Dogs

Live Release Rate	90.11%	90.97%	0.95%
Euthanasia Rate	9.65%	8.86%	-8.20%
Adoption Return Rate	8.27%	6.95%	-15.97%

Young (<= 5 mo)

Live Release Rate	97.65%	100.00%	2.41%
Euthanasia Rate	2.35%	0.00%	-100.00%
Adoption Return Rate	0.00%	1.89%	188.68%

Adult (>= 6 mo)

Live Release Rate	89.57%	90.40%	0.93%
Euthanasia Rate	10.18%	9.42%	-7.48%
Adoption Return Rate	9.46%	7.49%	-20.82%

Cats

Live Release Rate	77.27%	85.42%	10.54%
Euthanasia Rate	21.46%	12.50%	-41.76%
Adoption Return Rate	4.41%	2.84%	-35.61%

Young (<= 5 mo)

Live Release Rate	69.23%	90.48%	30.69%
Euthanasia Rate	28.21%	4.76%	-83.12%
Adoption Return Rate	4.17%	0.00%	-100.00%

Adult (>= 6 mo)

Live Release Rate	78.15%	84.42%	8.03%
Euthanasia Rate	20.73%	14.02%	-32.37%
Adoption Return Rate	4.46%	3.73%	-16.42%

The Animal Foundation Dashboard

*** Numbers not yet audited ***



All of us for all of them.

Others			
Live Release Rate	39.25%	86.17%	119.54%
Euthanasia Rate	59.37%	11.70%	-80.29%
Adoption Return Rate	1.30%	1.47%	13.24%
Young (<= 5 mo)			
Live Release Rate	72.73%	88.89%	22.22%
Euthanasia Rate	18.18%	0.00%	-100.00%
Adoption Return Rate	0.00%	14.29%	1,428.57%
Adult (>= 6 mo)			
Live Release Rate	38.51%	85.88%	123.02%
Euthanasia Rate	60.28%	12.94%	-78.53%
Adoption Return Rate	1.39%	0.00%	-100.00%