

The Animal Foundation Dashboard



All of us for all of them.

Intake Totals

	01/01/20 to 01/31/20	01/01/21 to 01/31/21	Percent Change
All Jurisdictions	1,895	1,687	-10.98%
Dogs	1,354	854	-36.93%
Picked up by Animal Control	754	471	-37.53%
Stray Animals	516	330	-36.05%
Owner Surrenders	47	20	-57.45%
Adoption Returns	0	1	100.00%
Confiscations	191	120	-37.17%
Dropped off at The Animal Foundation	600	383	-36.17%
Stray Animals	486	267	-45.06%
Owner Surrenders	60	68	13.33%
Adoption Returns	54	48	-11.11%
Cats	419	409	-2.39%
Picked up by Animal Control	202	194	-3.96%
Stray Animals	131	129	-1.53%
Owner Surrenders	14	21	50.00%
Confiscations	57	44	-22.81%
Dropped off at The Animal Foundation	217	215	-0.92%
Stray Animals	189	134	-29.10%
Owner Surrenders	25	73	192.00%
Adoption Returns	3	8	166.67%
Others	122	424	247.54%
Picked up by Animal Control	66	391	492.42%
Stray Animals	47	54	14.89%
Confiscations	19	337	1,673.68%
Dropped off at The Animal Foundation	56	33	-41.07%
Stray Animals	26	22	-15.38%
Owner Surrenders	23	11	-52.17%
Adoption Returns	1	0	-100.00%
Born at TAF	6	0	-100.00%

The Animal Foundation Dashboard



All of us for all of them.

Outcome Totals

	01/01/20 to 01/31/20	01/01/21 to 01/31/21	Percent Change
All Jurisdictions	1,921	1,449	-24.57%
Dogs	1,338	855	-36.10%
Adoption	582	382	-34.36%
Died	3	2	-33.33%
Euthanasia	122	80	-34.43%
Missing/Escaped	1	0	-100.00%
Returned to Owner	412	257	-37.62%
Transfer	218	134	-38.53%
Cats	452	457	1.11%
Adoption	201	225	11.94%
Died	3	0	-100.00%
Euthanasia	56	57	1.79%
Returned to Owner	26	24	-7.69%
RTF	25	12	-52.00%
SNR	112	86	-23.21%
Transfer	29	53	82.76%
Others	131	137	4.58%
Adoption	64	89	39.06%
Died	7	8	14.29%
Euthanasia	16	25	56.25%
Returned to Owner	7	2	-71.43%
RTF	0	3	300.00%
Transfer	37	10	-72.97%

The Animal Foundation Dashboard



All of us for all of them.

Foster Statistics

01/01/20 to 01/31/20

01/01/21 to 01/31/21

Percent Change

All Jurisdictions

Total

Animals Sent to Foster	205	133	-35.12%
Animal Returned from Foster	261	185	-29.12%
Foster Parents	135	105	-22.22%
Avg. Time in Foster	34	65	88.57%

Dogs

Animals Sent to Foster	149	75	-49.66%
Animal Returned from Foster	159	95	-40.25%
Foster Parents	106	63	-40.57%
Avg. Time in Foster	16	47	185.52%

Cats

Animals Sent to Foster	42	58	38.10%
Animal Returned from Foster	92	90	-2.17%
Foster Parents	25	43	72.00%
Avg. Time in Foster	68	84	23.43%

Others

Animals Sent to Foster	14	0	-100.00%
Animal Returned from Foster	10	0	-100.00%
Foster Parents	6	0	-100.00%
Avg. Time in Foster	8	0	-100.00%

The Animal Foundation Dashboard



All of us for all of them.

Shelter Surgery Totals

	1/1/2020 to 1/31/2020	1/1/2021 to 1/31/2021	Percent Change
All Jurisdictions	1,169	990	-15.31%
Dogs	625	409	-34.56%
Spay/Neuter	618	408	-33.98%
Adoption	368	220	-40.22%
Transfer to Partner	78	60	-23.08%
Returned to Owner	132	96	-27.27%
Foster	36	31	-13.89%
Other Outcomes	4	1	-75.00%
Other Surgery	7	1	-85.71%
Adoption	1	0	-100.00%
Transfer to Partner	1	0	-100.00%
Returned to Owner	4	1	-75.00%
Other Outcomes	1	0	-100.00%
Cats	527	570	8.16%
Spay/Neuter	520	570	9.62%
Adoption	105	131	24.76%
Transfer to Partner	4	18	350.00%
Returned to Owner	2	12	500.00%
SNR	107	82	-23.36%
TNR	292	304	4.11%
Foster	9	21	133.33%
Other Outcomes	1	2	100.00%
Other Surgery	7	0	-100.00%
Adoption	2	0	-100.00%
Transfer to Partner	2	0	-100.00%
Foster	2	0	-100.00%
Other Outcomes	1	0	-100.00%
Others	17	11	-35.29%
Spay/Neuter	17	11	-35.29%
Adoption	16	11	-31.25%
Foster	1	0	-100.00%

The Animal Foundation Dashboard



All of us for all of them.

Public Services

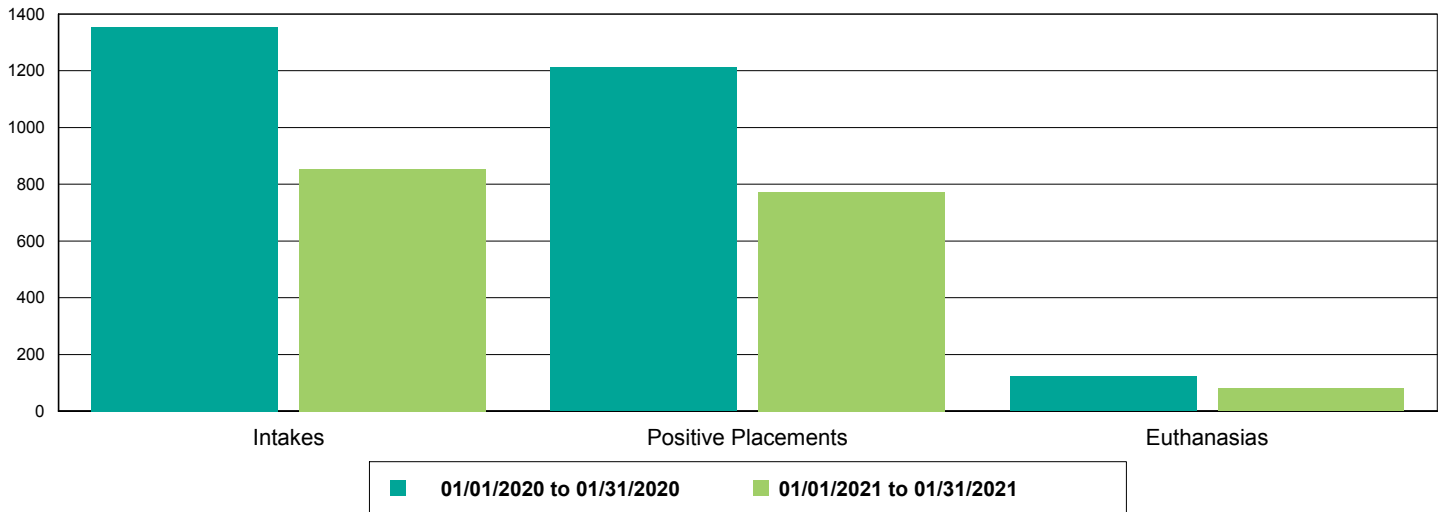
	01/01/20 to 01/31/20	01/01/21 to 01/31/21	Percent Change
Dogs	1,783	1,449	-18.73%
Owner Requested Euthanasia	200	187	-6.50%
Public S/N Clinic - Microchips Implanted	83	24	-71.08%
Public S/N Clinic - Surgeries	253	128	-49.41%
Public S/N Clinic - Animals Vaccinated	178	94	-47.19%
Bordetella	158	87	-44.94%
DAPPv	153	86	-43.79%
Deworming	60	8	-86.67%
Rabies	131	72	-45.04%
Vaccine Clinic - Microchips Implanted	95	161	69.47%
Vaccine Clinic - Animals Vaccinated	1,326	940	-29.11%
Bordetella	520	483	-7.12%
DAPPv	1,269	1,046	-17.57%
Deworming	742	614	-17.25%
K9 H3N2	21	15	-28.57%
Rabies	666	668	0.30%
Cats	316	352	11.39%
Owner Requested Euthanasia	53	55	3.77%
Public S/N Clinic - Feline Testing - Cats Tested	6	12	100.00%
Public S/N Clinic - Microchips Implanted	42	17	-59.52%
Public S/N Clinic - Surgeries	124	57	-54.03%
Public S/N Clinic - Animals Vaccinated	98	50	-48.98%
Deworming	59	22	-62.71%
FeLV	11	0	-100.00%
Rabies	94	50	-46.81%
Vaccine Clinic - Microchips Implanted	13	30	130.77%
Vaccine Clinic - Animals Vaccinated	145	246	69.66%
Deworming	60	149	148.33%
FeLV	21	13	-38.10%
FRCPC	127	225	77.17%
Rabies	99	156	57.58%
Others	1	2	100.00%
Owner Requested Euthanasia	0	3	300.00%

The Animal Foundation Dashboard

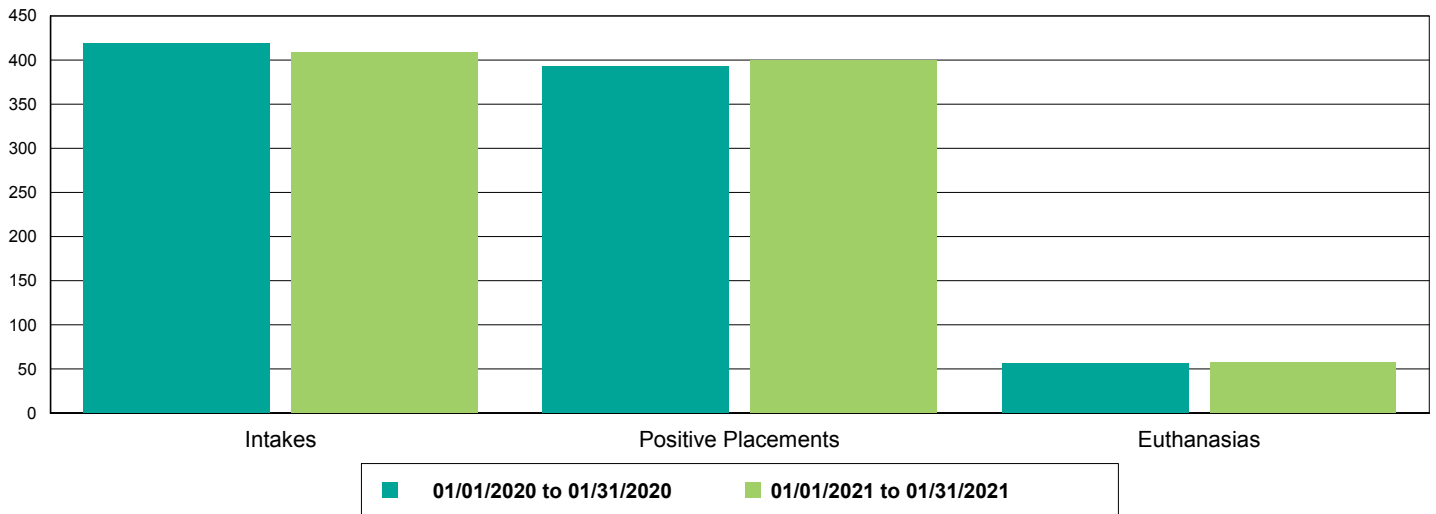


All of us for all of them.

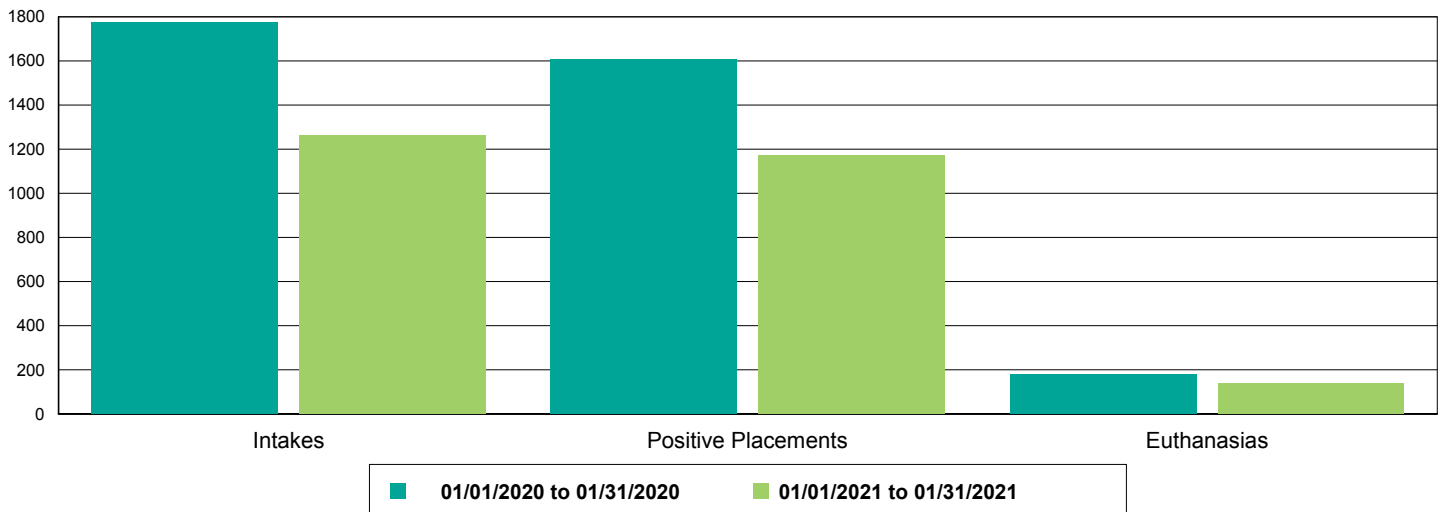
Dog Intakes, Positive Placements, and Euthanasias



Cat Intakes, Positive Placements, and Euthanasias



Dogs And Cats Intakes, Positive Placements, and Euthanasias

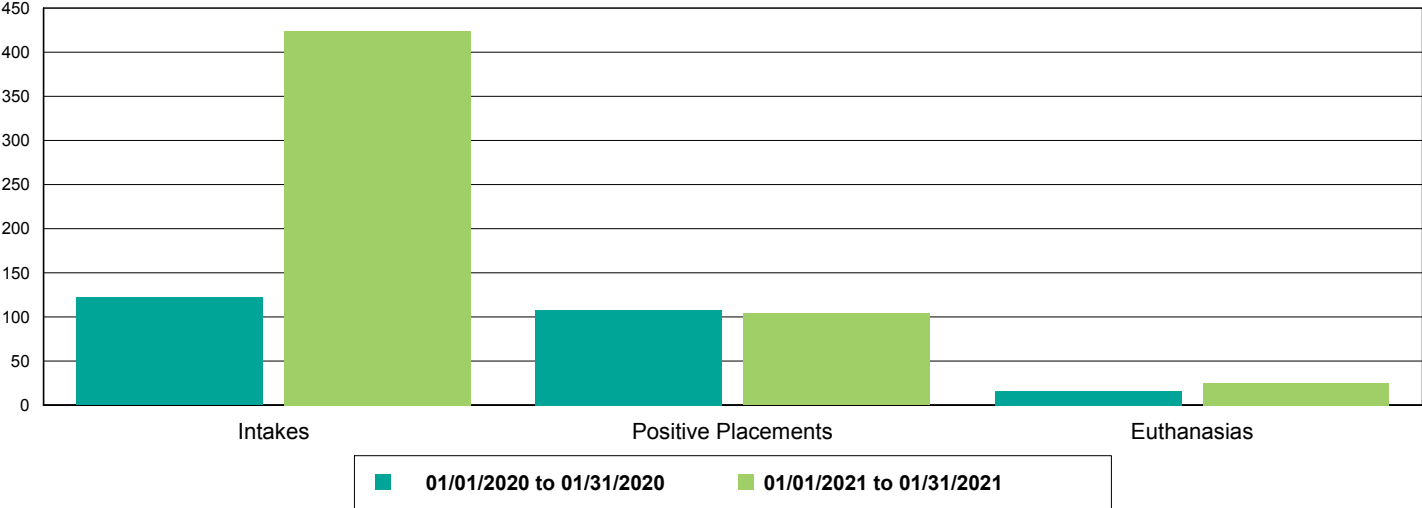


The Animal Foundation Dashboard



All of us for all of them.

Other Intakes, Positive Placements, and Euthanasias



The Animal Foundation Dashboard



All of us for all of them.

Live Release, Euthanasia, and Adoption Return Rates

01/01/20 to 01/31/20

01/01/21 to 01/31/21

Percent Change

All Jurisdictions

Total

Live Release Rate	89.17%	88.13%	-1.17%
Euthanasia Rate	10.10%	11.18%	10.71%
Adoption Return Rate	6.85%	8.19%	19.60%

Dogs and Cats

Live Release Rate	89.66%	89.41%	-0.29%
Euthanasia Rate	9.94%	10.44%	5.01%
Adoption Return Rate	7.28%	9.39%	29.00%

Young (<= 5 mo)

Live Release Rate	94.41%	97.84%	3.63%
Euthanasia Rate	5.03%	2.16%	-57.07%
Adoption Return Rate	1.60%	3.70%	131.48%

Adult (>= 6 mo)

Live Release Rate	89.14%	88.41%	-0.82%
Euthanasia Rate	10.49%	11.42%	8.90%
Adoption Return Rate	8.36%	10.62%	27.07%

Dogs

Live Release Rate	90.58%	90.41%	-0.19%
Euthanasia Rate	9.12%	9.36%	2.62%
Adoption Return Rate	9.28%	12.83%	38.25%

Young (<= 5 mo)

Live Release Rate	96.59%	97.92%	1.37%
Euthanasia Rate	2.27%	2.08%	-8.33%
Adoption Return Rate	1.85%	2.86%	54.29%

Adult (>= 6 mo)

Live Release Rate	90.16%	89.96%	-0.22%
Euthanasia Rate	9.60%	9.79%	1.97%
Adoption Return Rate	10.04%	13.83%	37.81%

Cats

Live Release Rate	86.95%	87.53%	0.67%
Euthanasia Rate	12.39%	12.47%	0.67%
Adoption Return Rate	1.49%	3.56%	138.22%

Young (<= 5 mo)

Live Release Rate	92.31%	97.80%	5.95%
Euthanasia Rate	7.69%	2.20%	-71.43%
Adoption Return Rate	1.41%	4.11%	191.78%

Adult (>= 6 mo)

Live Release Rate	85.60%	84.97%	-0.73%
Euthanasia Rate	13.57%	15.03%	10.71%
Adoption Return Rate	1.54%	3.29%	113.82%

Others

Live Release Rate	82.44%	75.91%	-7.92%
Euthanasia Rate	12.21%	18.25%	49.41%
Adoption Return Rate	1.56%	0.00%	-100.00%

The Animal Foundation Dashboard



All of us for all of them.

Young (<= 5 mo)

Live Release Rate	60.00%	100.00%	66.67%
Euthanasia Rate	0.00%	0.00%	0.00%
Adoption Return Rate	0.00%	0.00%	0.00%

Adult (>= 6 mo)

Live Release Rate	85.34%	75.37%	-11.68%
Euthanasia Rate	13.79%	18.66%	35.26%
Adoption Return Rate	1.79%	0.00%	-100.00%