

The Animal Foundation Dashboard

** Numbers not yet audited **



All of us for all of them.

Intake Totals

	01/01/24 to 01/31/24	01/01/25 to 01/31/25	Percent Change
All Jurisdictions	1,780	2,341	31.52%
Dogs	1,230	1,423	15.69%
Picked up by Animal Control	855	870	1.75%
Stray Animals	543	479	-11.79%
Owner Surrenders	92	107	16.30%
Confiscations	220	284	29.09%
Dropped off at The Animal Foundation	375	553	47.47%
Stray Animals	224	383	70.98%
Owner Surrenders	121	140	15.70%
Adoption Returns	23	27	17.39%
Born at TAF	7	3	-57.14%
Cats	457	612	33.92%
Picked up by Animal Control	265	293	10.57%
Stray Animals	176	146	-17.05%
Owner Surrenders	17	54	217.65%
Confiscations	72	93	29.17%
Dropped off at The Animal Foundation	192	319	66.15%
Stray Animals	116	251	116.38%
Owner Surrenders	65	65	0.00%
Adoption Returns	3	3	0.00%
Born at TAF	8	0	-100.00%
Others	93	306	229.03%
Picked up by Animal Control	54	273	405.56%
Stray Animals	30	59	96.67%
Confiscations	24	214	791.67%
Dropped off at The Animal Foundation	39	33	-15.38%
Stray Animals	13	15	15.38%
Owner Surrenders	9	10	11.11%
Adoption Returns	1	0	-100.00%
Born at TAF	16	8	-50.00%

The Animal Foundation Dashboard

** Numbers not yet audited **



All of us for all of them.

Outcome Totals

	01/01/24 to 01/31/24	01/01/25 to 01/31/25	Percent Change
All Jurisdictions	1,805	2,078	15.12%
Dogs	1,226	1,231	0.41%
Adoption	491	430	-12.42%
Died	3	6	100.00%
Euthanasia	154	208	35.06%
Missing/Escaped	0	8	800.00%
Returned to Owner	313	345	10.22%
Transfer	265	234	-11.70%
Cats	450	521	15.78%
Adoption	165	193	16.97%
Died	11	9	-18.18%
Euthanasia	73	76	4.11%
Missing/Escaped	1	0	-100.00%
Returned to Owner	39	29	-25.64%
RTF	20	22	10.00%
SNR	91	158	73.63%
Transfer	50	34	-32.00%
Others	129	326	152.71%
Adoption	70	202	188.57%
Died	9	69	666.67%
Euthanasia	19	33	73.68%
Missing/Escaped	2	5	150.00%
Returned to Owner	5	2	-60.00%
RTF	3	1	-66.67%
Transfer	21	14	-33.33%

The Animal Foundation Dashboard

** Numbers not yet audited **



All of us for all of them.

Foster Statistics

01/01/24 to 01/31/24 01/01/25 to 01/31/25 Percent Change

All Jurisdictions

Total

Animals Sent to Foster	161	158	-1.86%
Animal Returned from Foster	164	186	13.41%
Foster Parents	107	118	10.28%
Avg. Time in Foster	73	76	4.38%

Dogs

Animals Sent to Foster	97	125	28.87%
Animal Returned from Foster	103	135	31.07%
Foster Parents	78	98	25.64%
Avg. Time in Foster	54	67	24.51%

Cats

Animals Sent to Foster	48	32	-33.33%
Animal Returned from Foster	48	51	6.25%
Foster Parents	24	21	-12.50%
Avg. Time in Foster	131	102	-21.94%

Others

Animals Sent to Foster	16	1	-93.75%
Animal Returned from Foster	13	0	-100.00%
Foster Parents	5	1	-80.00%
Avg. Time in Foster	16	0	-100.00%

The Animal Foundation Dashboard

** Numbers not yet audited **



All of us for all of them.

Shelter Surgery Totals

	1/1/24 to 1/31/24	1/1/25 to 1/31/25	Percent Change
All Jurisdictions	803	1,044	30.01%
Dogs	569	709	24.60%
Spay/Neuter	567	706	24.51%
Adoption	309	187	-39.48%
Transfer to Partner	85	57	-32.94%
Returned to Owner	144	147	2.08%
Foster	24	306	1175.00%
Other Outcomes	5	9	80.00%
Other Surgery	2	3	50.00%
Returned to Owner	2	1	-50.00%
Foster	0	2	200.00%
Cats	229	326	42.36%
Spay/Neuter	229	326	42.36%
Adoption	105	95	-9.52%
Transfer to Partner	5	5	0.00%
Returned to Owner	7	13	85.71%
SNR	60	107	78.33%
TNR	29	6	-79.31%
Foster	19	98	415.79%
Other Outcomes	4	2	-50.00%
Others	5	9	80.00%
Spay/Neuter	5	9	80.00%
Adoption	4	6	50.00%
Transfer to Partner	1	0	-100.00%
Foster	0	3	300.00%

The Animal Foundation Dashboard

** Numbers not yet audited **



All of us for all of them.

Public Services

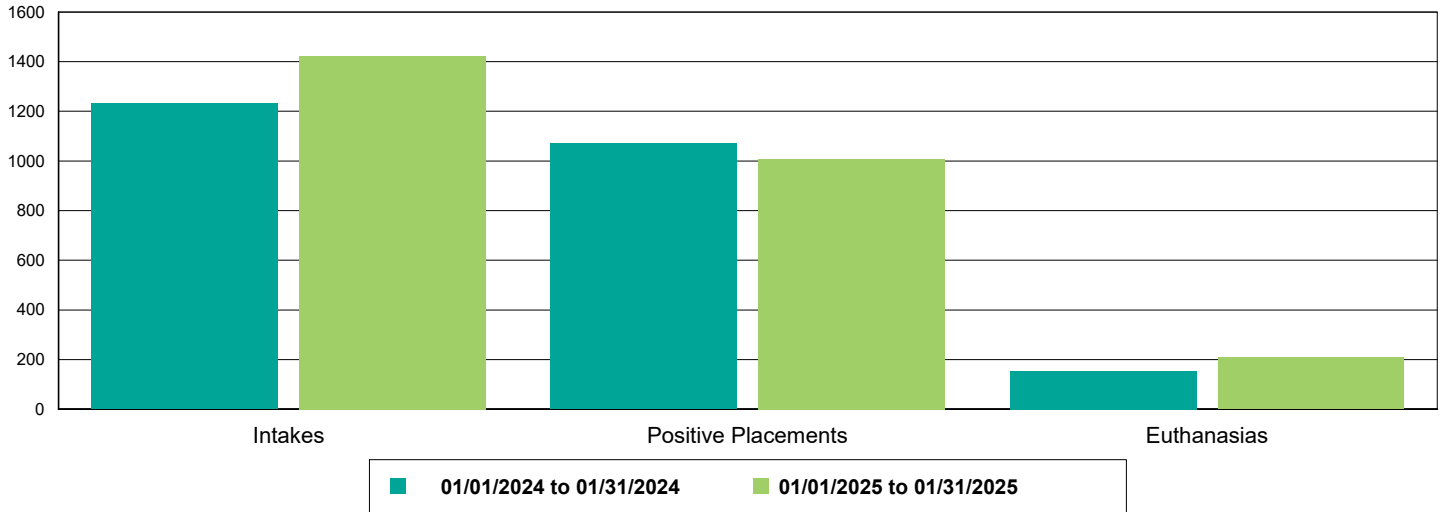
	01/01/24 to 01/31/24	01/01/25 to 01/31/25	Percent Change
Dogs	622	828	33.12%
Owner Requested Euthanasia	57	77	35.09%
Vaccine Clinic - Animals Vaccinated	565	751	32.92%
Bordetella	361	333	-7.76%
Canine Influenza	0	142	14,200.00%
DAPPv	540	628	16.30%
DEWORM	371	336	-9.43%
LEPTO 4	0	54	5,400.00%
MICROCHIP	81	108	33.33%
Rabies	350	473	35.14%
Cats	147	211	43.54%
Owner Requested Euthanasia	16	16	0.00%
Vaccine Clinic - Animals Vaccinated	131	195	48.85%
DEWORM	91	111	21.98%
FeLV	0	1	100.00%
FRCPC	123	181	47.15%
MICROCHIP	24	39	62.50%
Rabies	104	148	42.31%
Others	19	0	-100.00%
Owner Requested Euthanasia	20	0	-100.00%

The Animal Foundation Dashboard

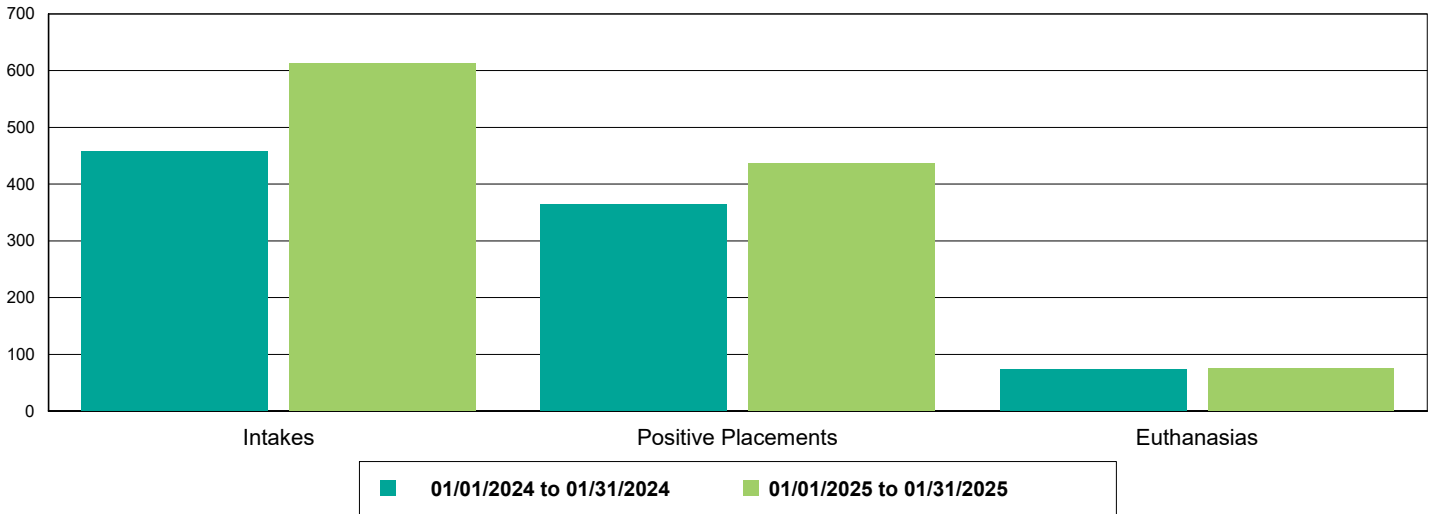
**** Numbers not yet audited ****



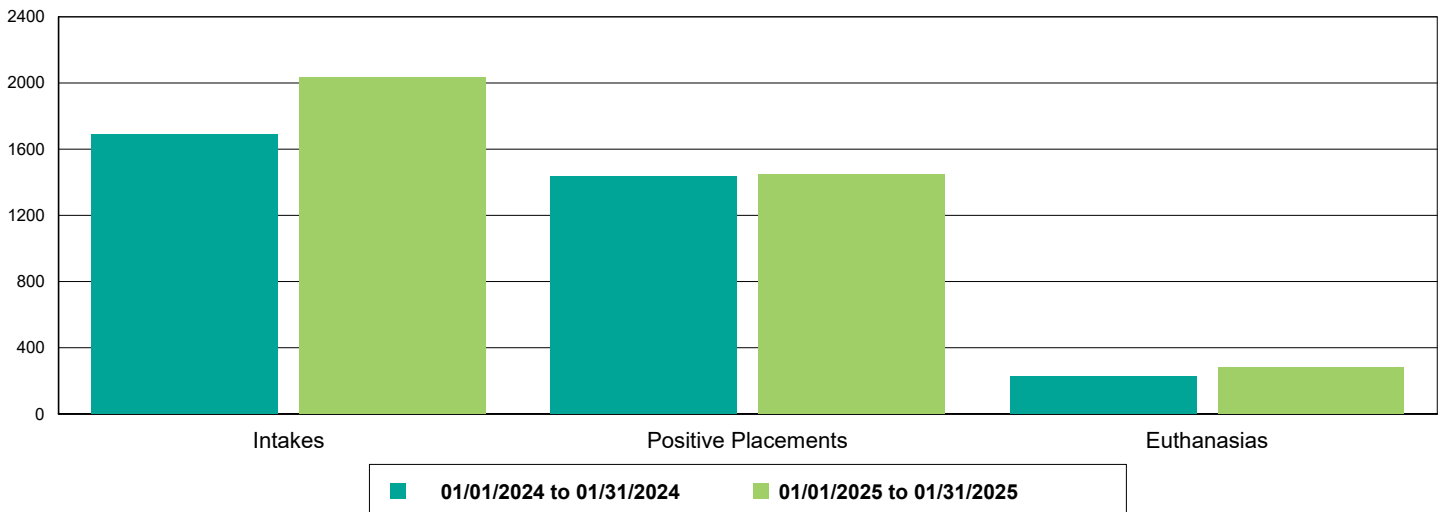
Dog Intakes, Positive Placements, and Euthanasias



Cat Intakes, Positive Placements, and Euthanasias



Dogs And Cats Intakes, Positive Placements, and Euthanasias

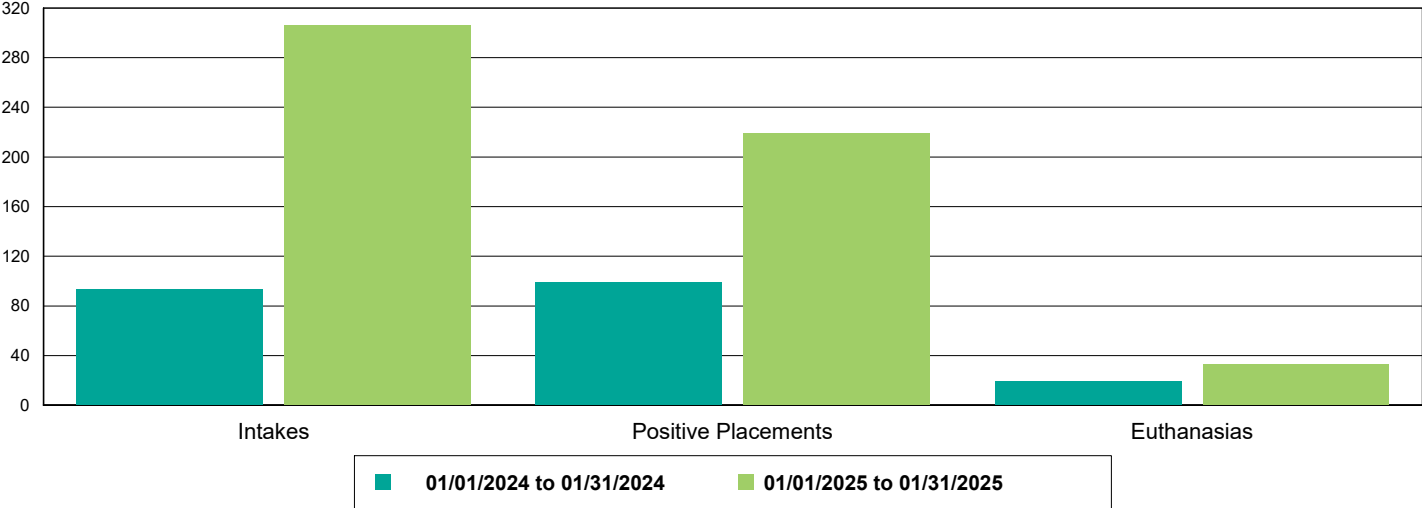


The Animal Foundation Dashboard

*** Numbers not yet audited ***



Other Intakes, Positive Placements, and Euthanasias



The Animal Foundation Dashboard

** Numbers not yet audited **



All of us for all of them.

Live Release, Euthanasia, and Adoption Return Rates

01/01/24 to 01/31/24

01/01/25 to 01/31/25

Percent Change

All Jurisdictions

Total

Live Release Rate	84.93%	80.08%	-5.71%
Euthanasia Rate	13.63%	15.26%	11.93%
Adoption Return Rate	3.72%	3.64%	-2.22%

Dogs and Cats

Live Release Rate	85.56%	82.48%	-3.60%
Euthanasia Rate	13.54%	16.21%	19.68%
Adoption Return Rate	3.96%	4.82%	21.50%

Young (<= 5 mo)

Live Release Rate	91.95%	93.49%	1.67%
Euthanasia Rate	5.75%	3.72%	-35.26%
Adoption Return Rate	3.16%	1.90%	-39.68%

Adult (>= 6 mo)

Live Release Rate	84.82%	80.94%	-4.58%
Euthanasia Rate	14.45%	17.96%	24.29%
Adoption Return Rate	4.10%	5.41%	31.84%

Dogs

Live Release Rate	87.19%	81.97%	-6.00%
Euthanasia Rate	12.56%	16.90%	34.52%
Adoption Return Rate	4.68%	6.28%	34.04%

Young (<= 5 mo)

Live Release Rate	97.01%	95.00%	-2.08%
Euthanasia Rate	1.49%	3.75%	151.25%
Adoption Return Rate	3.57%	6.45%	80.65%

Adult (>= 6 mo)

Live Release Rate	86.63%	81.06%	-6.43%
Euthanasia Rate	13.20%	17.81%	34.92%
Adoption Return Rate	4.75%	6.27%	31.86%

Cats

Live Release Rate	81.11%	83.69%	3.17%
Euthanasia Rate	16.22%	14.59%	-10.08%
Adoption Return Rate	1.82%	1.55%	-14.51%

Young (<= 5 mo)

Live Release Rate	88.79%	92.59%	4.29%
Euthanasia Rate	8.41%	3.70%	-55.97%
Adoption Return Rate	2.99%	0.00%	-100.00%

Adult (>= 6 mo)

Live Release Rate	78.72%	80.57%	2.35%
Euthanasia Rate	18.66%	18.39%	-1.42%
Adoption Return Rate	1.02%	2.52%	147.06%

The Animal Foundation Dashboard

*** Numbers not yet audited ***



All of us for all of them.

Others			
Live Release Rate	76.74%	67.18%	-12.47%
Euthanasia Rate	14.73%	10.12%	-31.27%
Adoption Return Rate	1.43%	0.00%	-100.00%
Young (<= 5 mo)			
Live Release Rate	83.33%	100.00%	20.00%
Euthanasia Rate	5.56%	0.00%	-100.00%
Adoption Return Rate	0.00%	0.00%	0.00%
Adult (>= 6 mo)			
Live Release Rate	75.68%	66.35%	-12.32%
Euthanasia Rate	16.22%	10.38%	-36.01%
Adoption Return Rate	1.47%	0.00%	-100.00%