

The Animal Foundation Dashboard



All of us for all of them.

Intake Totals

| | 03/01/20 to 03/31/20 | 03/01/21 to 03/31/21 | Percent Change |
|--------------------------------------|----------------------|----------------------|----------------|
| All Jurisdictions | 1,401 | 1,947 | 38.97% |
| Dogs | 886 | 925 | 4.40% |
| Picked up by Animal Control | 568 | 556 | -2.11% |
| Stray Animals | 363 | 346 | -4.68% |
| Owner Surrenders | 23 | 48 | 108.70% |
| Confiscations | 182 | 162 | -10.99% |
| Dropped off at The Animal Foundation | 318 | 369 | 16.04% |
| Stray Animals | 253 | 257 | 1.58% |
| Owner Surrenders | 32 | 74 | 131.25% |
| Adoption Returns | 33 | 38 | 15.15% |
| Cats | 436 | 456 | 4.59% |
| Picked up by Animal Control | 203 | 218 | 7.39% |
| Stray Animals | 129 | 172 | 33.33% |
| Owner Surrenders | 24 | 1 | -95.83% |
| Confiscations | 50 | 45 | -10.00% |
| Dropped off at The Animal Foundation | 233 | 238 | 2.15% |
| Stray Animals | 212 | 190 | -10.38% |
| Owner Surrenders | 12 | 41 | 241.67% |
| Adoption Returns | 5 | 7 | 40.00% |
| Born at TAF | 4 | 0 | -100.00% |
| Others | 79 | 566 | 616.46% |
| Picked up by Animal Control | 59 | 515 | 772.88% |
| Stray Animals | 51 | 68 | 33.33% |
| Owner Surrenders | 0 | 195 | 19,500.00% |
| Confiscations | 8 | 252 | 3,050.00% |
| Dropped off at The Animal Foundation | 20 | 51 | 155.00% |
| Stray Animals | 19 | 24 | 26.32% |
| Owner Surrenders | 0 | 19 | 1,900.00% |
| Adoption Returns | 1 | 3 | 200.00% |
| Born at TAF | 0 | 5 | 500.00% |

The Animal Foundation Dashboard



All of us for all of them.

Outcome Totals

| | 03/01/20 to 03/31/20 | 03/01/21 to 03/31/21 | Percent Change |
|--------------------------|----------------------|----------------------|----------------|
| All Jurisdictions | 1,533 | 1,522 | -0.72% |
| Dogs | 1,012 | 919 | -9.19% |
| Adoption | 405 | 409 | 0.99% |
| Died | 2 | 6 | 200.00% |
| Euthanasia | 88 | 82 | -6.82% |
| Missing/Escaped | 0 | 1 | 100.00% |
| Returned to Owner | 353 | 320 | -9.35% |
| Transfer | 164 | 101 | -38.41% |
| Cats | 406 | 397 | -2.22% |
| Adoption | 159 | 157 | -1.26% |
| Died | 4 | 14 | 250.00% |
| Euthanasia | 86 | 64 | -25.58% |
| Returned to Owner | 21 | 21 | 0.00% |
| RTF | 21 | 20 | -4.76% |
| SNR | 60 | 55 | -8.33% |
| Transfer | 55 | 66 | 20.00% |
| Others | 115 | 206 | 79.13% |
| Adoption | 64 | 97 | 51.56% |
| Died | 4 | 11 | 175.00% |
| Euthanasia | 29 | 68 | 134.48% |
| Missing/Escaped | 1 | 0 | -100.00% |
| Returned to Owner | 6 | 7 | 16.67% |
| RTF | 0 | 5 | 500.00% |
| Transfer | 11 | 18 | 63.64% |

The Animal Foundation Dashboard



All of us for all of them.

Foster Statistics

03/01/20 to 03/31/20

03/01/21 to 03/31/21

Percent Change

All Jurisdictions

Total

| | | | |
|-----------------------------|-----|-----|---------|
| Animals Sent to Foster | 336 | 256 | -23.81% |
| Animal Returned from Foster | 161 | 172 | 6.83% |
| Foster Parents | 232 | 147 | -36.64% |
| Avg. Time in Foster | 16 | 23 | 47.79% |

Dogs

| | | | |
|-----------------------------|-----|----|---------|
| Animals Sent to Foster | 185 | 89 | -51.89% |
| Animal Returned from Foster | 109 | 94 | -13.76% |
| Foster Parents | 171 | 76 | -55.56% |
| Avg. Time in Foster | 13 | 23 | 67.97% |

Cats

| | | | |
|-----------------------------|-----|-----|--------|
| Animals Sent to Foster | 145 | 153 | 5.52% |
| Animal Returned from Foster | 45 | 71 | 57.78% |
| Foster Parents | 60 | 68 | 13.33% |
| Avg. Time in Foster | 19 | 26 | 34.08% |

Others

| | | | |
|-----------------------------|----|----|---------|
| Animals Sent to Foster | 6 | 14 | 133.33% |
| Animal Returned from Foster | 7 | 7 | 0.00% |
| Foster Parents | 3 | 5 | 66.67% |
| Avg. Time in Foster | 32 | 11 | -65.25% |

The Animal Foundation Dashboard



All of us for all of them.

Shelter Surgery Totals

| | 3/1/2020 to 3/31/2020 | 3/1/2021 to 3/31/2021 | Percent Change |
|--------------------------|-----------------------|-----------------------|----------------|
| All Jurisdictions | 682 | 767 | 12.46% |
| Dogs | 415 | 423 | 1.93% |
| Spay/Neuter | 410 | 422 | 2.93% |
| Adoption | 196 | 250 | 27.55% |
| Transfer to Partner | 67 | 28 | -58.21% |
| Returned to Owner | 89 | 108 | 21.35% |
| Foster | 55 | 32 | -41.82% |
| Other Outcomes | 3 | 4 | 33.33% |
| Other Surgery | 5 | 1 | -80.00% |
| Adoption | 1 | 0 | -100.00% |
| Transfer to Partner | 1 | 0 | -100.00% |
| Foster | 2 | 1 | -50.00% |
| Other Outcomes | 1 | 0 | -100.00% |
| Cats | 255 | 327 | 28.24% |
| Spay/Neuter | 255 | 327 | 28.24% |
| Adoption | 81 | 80 | -1.23% |
| Transfer to Partner | 5 | 11 | 120.00% |
| Returned to Owner | 3 | 3 | 0.00% |
| SNR | 57 | 56 | -1.75% |
| TNR | 94 | 162 | 72.34% |
| Foster | 14 | 11 | -21.43% |
| Other Outcomes | 1 | 4 | 300.00% |
| Others | 12 | 17 | 41.67% |
| Spay/Neuter | 12 | 17 | 41.67% |
| Adoption | 8 | 16 | 100.00% |
| Transfer to Partner | 2 | 0 | -100.00% |
| Foster | 2 | 1 | -50.00% |

The Animal Foundation Dashboard



All of us for all of them.

Public Services

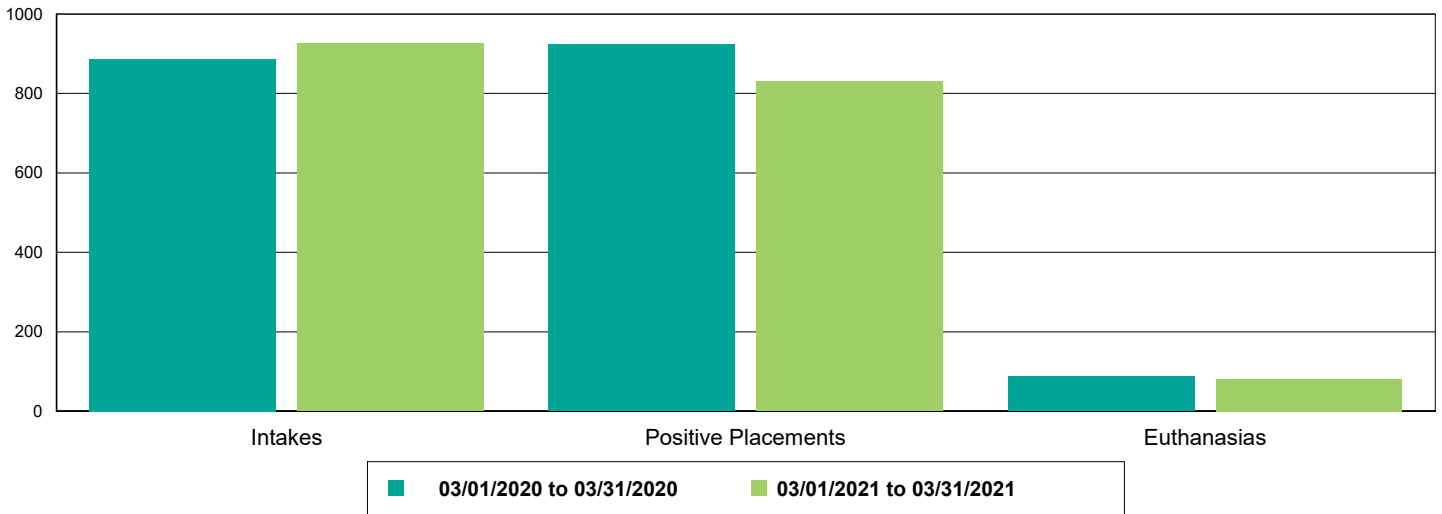
| | 03/01/20 to 03/31/20 | 03/01/21 to 03/31/21 | Percent Change |
|--|----------------------|----------------------|----------------|
| Dogs | 1,178 | 1,528 | 29.71% |
| Owner Requested Euthanasia | 183 | 166 | -9.29% |
| Public S/N Clinic - Microchips Implanted | 45 | 47 | 4.44% |
| Public S/N Clinic - Surgeries | 123 | 221 | 79.67% |
| Public S/N Clinic - Animals Vaccinated | 79 | 130 | 64.56% |
| Bordetella | 65 | 113 | 73.85% |
| DAPPv | 72 | 113 | 56.94% |
| Deworming | 22 | 13 | -40.91% |
| Rabies | 60 | 92 | 53.33% |
| Vaccine Clinic - Microchips Implanted | 46 | 134 | 191.30% |
| Vaccine Clinic - Animals Vaccinated | 868 | 1,140 | 31.34% |
| Bordetella | 252 | 474 | 88.10% |
| DAPPv | 802 | 1,022 | 27.43% |
| Deworming | 460 | 623 | 35.43% |
| K9 FLU BIVALENT | 0 | 1 | 100.00% |
| K9 H3N2 | 13 | 0 | -100.00% |
| Rabies | 355 | 682 | 92.11% |
| Cats | 178 | 348 | 95.51% |
| Owner Requested Euthanasia | 50 | 35 | -30.00% |
| Public S/N Clinic - Feline Testing - Cats Tested | 1 | 3 | 200.00% |
| Public S/N Clinic - Microchips Implanted | 15 | 34 | 126.67% |
| Public S/N Clinic - Surgeries | 69 | 135 | 95.65% |
| Public S/N Clinic - Animals Vaccinated | 55 | 100 | 81.82% |
| Deworming | 24 | 28 | 16.67% |
| FeLV | 3 | 6 | 100.00% |
| Rabies | 53 | 93 | 75.47% |
| Vaccine Clinic - Microchips Implanted | 7 | 20 | 185.71% |
| Vaccine Clinic - Animals Tested | 8 | 9 | 12.50% |
| FELV/FIV | 8 | 9 | 12.50% |
| Vaccine Clinic - Animals Vaccinated | 54 | 176 | 225.93% |
| Deworming | 24 | 93 | 287.50% |
| FeLV | 13 | 14 | 7.69% |
| FRCPC | 49 | 165 | 236.37% |
| Rabies | 41 | 117 | 185.37% |
| Others | 5 | 1 | -80.00% |
| Owner Requested Euthanasia | 5 | 1 | -80.00% |

The Animal Foundation Dashboard

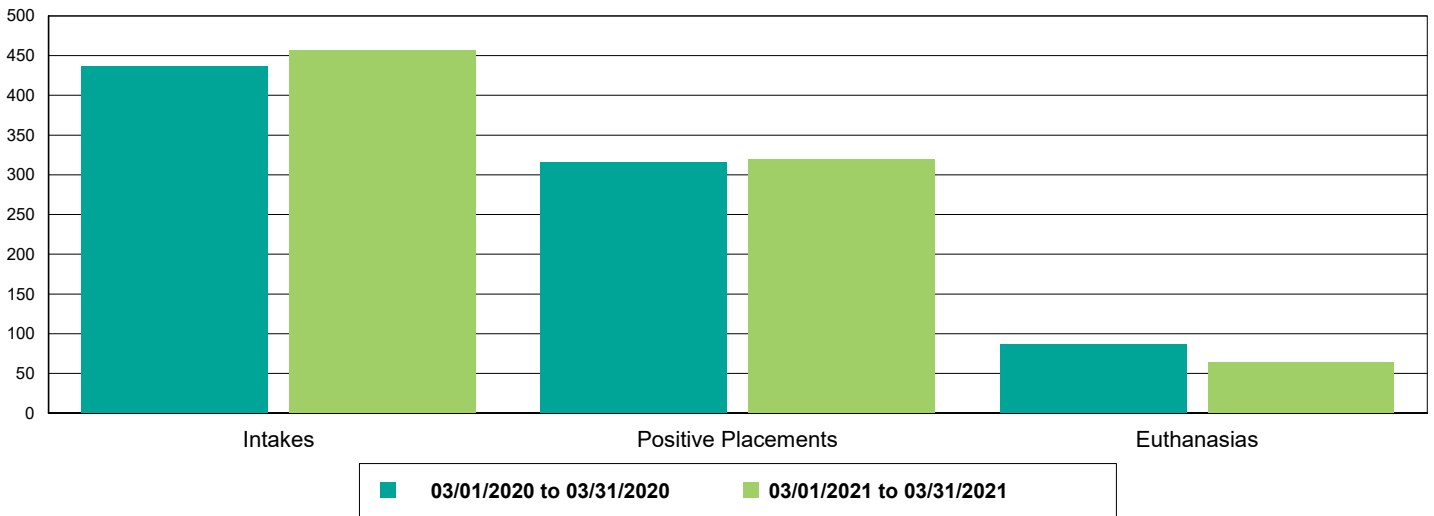


All of us for all of them.

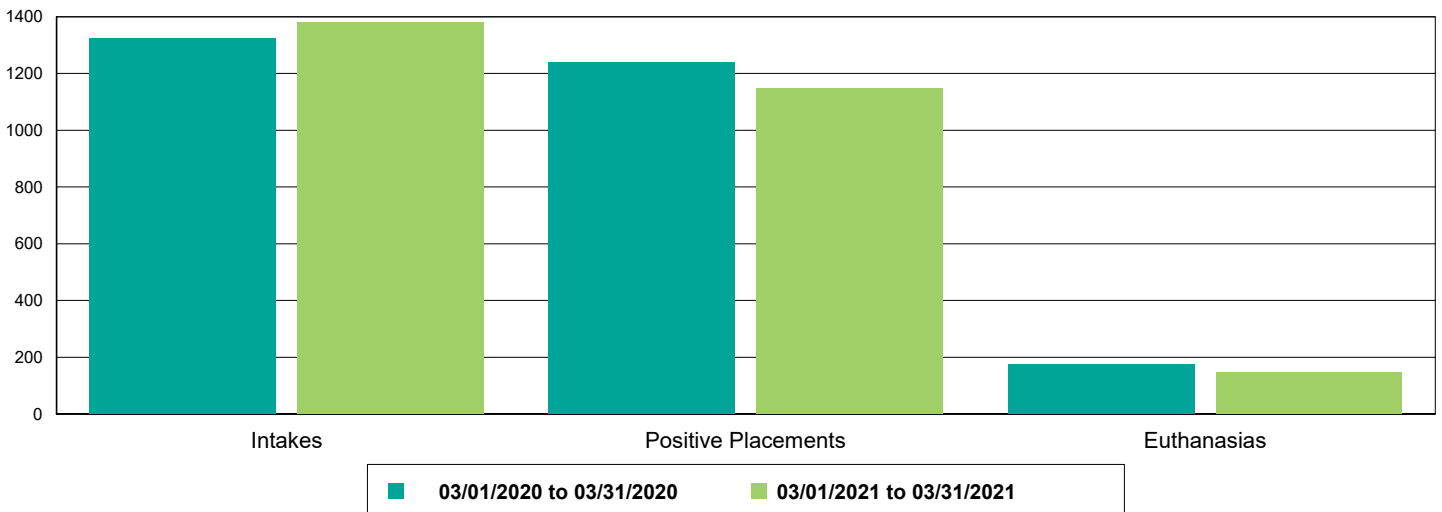
Dog Intakes, Positive Placements, and Euthanasias



Cat Intakes, Positive Placements, and Euthanasias



Dogs And Cats Intakes, Positive Placements, and Euthanasias

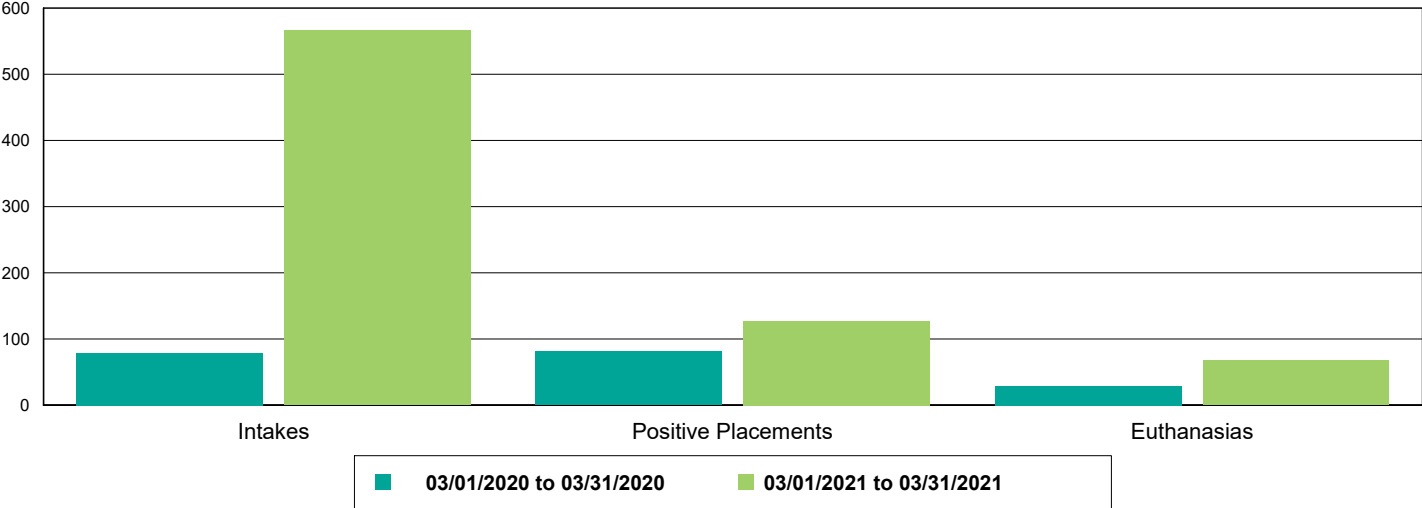


The Animal Foundation Dashboard



All of us for all of them.

Other Intakes, Positive Placements, and Euthanasias



The Animal Foundation Dashboard



All of us for all of them.

Live Release, Euthanasia, and Adoption Return Rates

03/01/20 to 03/31/20

03/01/21 to 03/31/21

Percent Change

All Jurisdictions

Total

| | | | |
|----------------------|--------|--------|--------|
| Live Release Rate | 86.04% | 83.84% | -2.56% |
| Euthanasia Rate | 13.24% | 14.06% | 6.18% |
| Adoption Return Rate | 6.21% | 7.24% | 16.58% |

Dogs and Cats

| | | | |
|----------------------|--------|--------|--------|
| Live Release Rate | 87.31% | 87.31% | 0.00% |
| Euthanasia Rate | 12.27% | 11.09% | -9.59% |
| Adoption Return Rate | 6.74% | 7.95% | 18.00% |

Young (<= 5 mo)

| | | | |
|----------------------|--------|--------|---------|
| Live Release Rate | 92.86% | 83.78% | -9.77% |
| Euthanasia Rate | 5.56% | 9.01% | 62.16% |
| Adoption Return Rate | 0.00% | 2.86% | 285.71% |

Adult (>= 6 mo)

| | | | |
|----------------------|--------|--------|---------|
| Live Release Rate | 86.76% | 87.63% | 1.00% |
| Euthanasia Rate | 12.93% | 11.29% | -12.68% |
| Adoption Return Rate | 7.58% | 8.67% | 14.30% |

Dogs

| | | | |
|----------------------|--------|--------|--------|
| Live Release Rate | 91.11% | 90.32% | -0.87% |
| Euthanasia Rate | 8.70% | 8.92% | 2.61% |
| Adoption Return Rate | 8.15% | 9.29% | 14.03% |

Young (<= 5 mo)

| | | | |
|----------------------|--------|---------|----------|
| Live Release Rate | 95.31% | 100.00% | 4.92% |
| Euthanasia Rate | 4.69% | 0.00% | -100.00% |
| Adoption Return Rate | 0.00% | 2.94% | 294.12% |

Adult (>= 6 mo)

| | | | |
|----------------------|--------|--------|--------|
| Live Release Rate | 90.82% | 89.83% | -1.09% |
| Euthanasia Rate | 8.97% | 9.37% | 4.52% |
| Adoption Return Rate | 8.89% | 9.87% | 10.93% |

Cats

| | | | |
|----------------------|--------|--------|---------|
| Live Release Rate | 77.83% | 80.35% | 3.24% |
| Euthanasia Rate | 21.18% | 16.12% | -23.89% |
| Adoption Return Rate | 3.14% | 4.46% | 41.78% |

Young (<= 5 mo)

| | | | |
|----------------------|--------|--------|---------|
| Live Release Rate | 90.32% | 73.13% | -19.03% |
| Euthanasia Rate | 6.45% | 14.93% | 131.34% |
| Adoption Return Rate | 0.00% | 2.78% | 277.78% |

Adult (>= 6 mo)

| | | | |
|----------------------|--------|--------|---------|
| Live Release Rate | 75.58% | 81.82% | 8.25% |
| Euthanasia Rate | 23.84% | 16.36% | -31.35% |
| Adoption Return Rate | 3.85% | 4.96% | 28.93% |

Others

| | | | |
|----------------------|--------|--------|---------|
| Live Release Rate | 70.43% | 61.65% | -12.47% |
| Euthanasia Rate | 25.22% | 33.01% | 30.90% |
| Adoption Return Rate | 1.56% | 3.09% | 97.94% |

The Animal Foundation Dashboard



All of us for all of them.

Young (<= 5 mo)

| | | | |
|-----------------------------|--------|--------|-----------|
| Live Release Rate | 75.00% | 80.00% | 6.67% |
| Euthanasia Rate | 0.00% | 20.00% | 2,000.00% |
| Adoption Return Rate | 50.00% | 0.00% | -100.00% |

Adult (>= 6 mo)

| | | | |
|-----------------------------|--------|--------|---------|
| Live Release Rate | 70.27% | 60.71% | -13.60% |
| Euthanasia Rate | 26.13% | 33.67% | 28.89% |
| Adoption Return Rate | 0.00% | 3.37% | 337.08% |